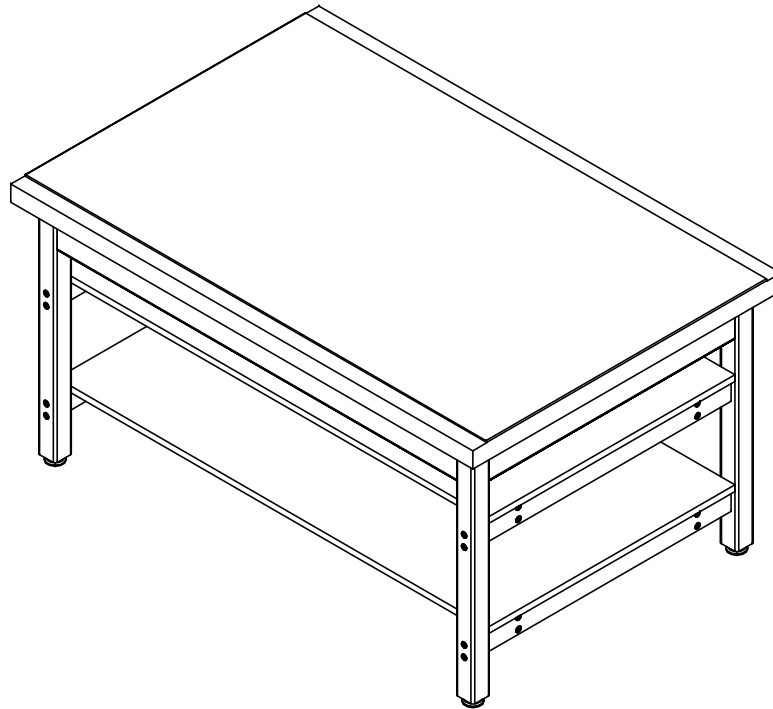


SHEET METAL BENCH

SMB SERIES ASSEMBLY INSTRUCTIONS



NOTE:

1. MODEL VIEWS MAY NOT REPRESENT EXACT MODEL PURCHASED

DWN BY:	EMK	DWN DATE:	11/10/14
APR BY:		DATE APR:	
APR BY:		DATE APR:	

UNLESS OTHERWISE SPECIFIED
DIMENSION ARE IN INCHES
CABINET SQUARENESS $\pm .0625$
FRACTIONAL VALUES $\pm 1/32"$
- ALL VALUES \pm OVERALL -



300 South Krueger Street
Suring, WI 54174
diversifiedwoodcrafts.com

TITLE:
SHEET METAL BENCH
ASSEMBLY INSTRUCTIONS

A	CREATED ASSEMBLY INSTRUCTIONS	11/10/14	EMK	-
REV.	DESCRIPTION	DATE	NAME	ECN NO.

REVISION LEVEL

THIS DRAWING IS THE SOLE PROPERTY OF
DIVERSIFIED WOOD CRAFTS. IT MAY NOT
BE ALTERED OR CHANGED WITHOUT
PERMISSION

DRAWING NUMBER:

SMB SERIES

SCALE:

NTS

SHEET:

1 OF 4

REVISION:

REV A

TOOLS REQUIRED

½" WRENCH
½" SOCKET AND TORQUE WRENCH - OPTIONAL
4MM ALLEN WRENCH
SCREW DRIVER

ASSEMBLY COMPONENTS

ITEMS INCLUDED	PART #	PART DESCRIPTION	QTY
TOP AND APRON ASSEMBLY	N/A	TOP ASSEMBLY (FACTORY ASSEMBLED)	1
LEGS	501100	LEG,MPL 2.25X2.25X28.25	4
LEG HARDWARE	520001-4	LEG HARDWARE KIT, 4 LEGS	1
LEG BRACE	N/A	LEG BRACE - 32.00" LONG	4
STRETCHERS	N/A	STRETCHER - SIZE VARIES	4
SHELF	N/A	SHELF - SIZE VARIES	2
CONFIRMATS - LEGS	227578	SCREW,7MMX90MM,CONN,ALLENHEAD, BLACK	16
CONFIRMATS - STRETCHER	228564	SCREW,7MMX50MM,CONN,ALLENHEAD, BLACK	16
SCREWS - SHELF	100641	SCREW,#8X1 ¾" QUAD RD WASH HD	12

NOTE:

1.

DWN BY:	EMK	DWN DATE:	11/10/14
APR BY:		DATE APR:	
APR BY:		DATE APR:	

UNLESS OTHERWISE SPECIFIED
DIMENSION ARE IN INCHES
CABINET SQUARENESS ± .0625
FRACTIONAL VALUES ± 1/32"
- ALL VALUES ± OVERALL -

A	CREATED ASSEMBLY INSTRUCTIONS	11/10/14	EMK	-
REV.	DESCRIPTION	DATE	NAME	ECN NO.

REVISION LEVEL

THIS DRAWING IS THE SOLE PROPERTY OF
DIVERSIFIED WOOD CRAFTS. IT MAY NOT
BE ALTERED OR CHANGED WITHOUT
PERMISSION



300 South Krueger Street
Suring, WI 54174
diversifiedwoodcrafts.com

TITLE:
SHEET METAL BENCH
TOOLS AND ASSEMBLY COMPONENTS

DRAWING NUMBER:

SMB SERIES

SCALE:

NTS

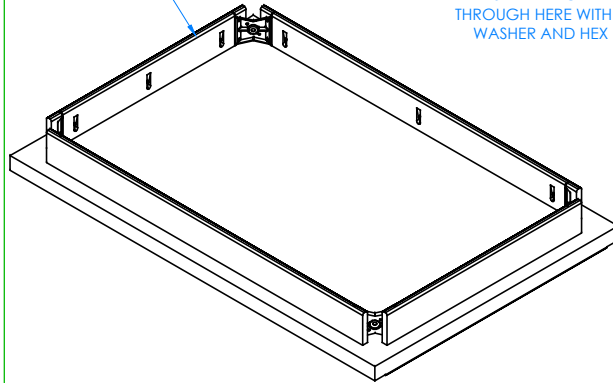
SHEET:

2 OF 4

REVISION:

REV A

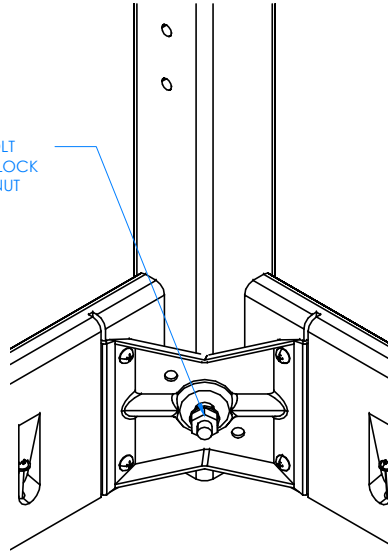
APRON SIDE
FACING UP



STEP 1:

LAY TOP ASSEMBLY ON FLOOR WITH APRON SIDE FACING UP. BE SURE TOP ASSEMBLY IS ON A CLEAN SURFACE TO PREVENT DAMAGE.

INSERT HANGER BOLT
THROUGH HERE WITH LOCK
WASHER AND HEX NUT

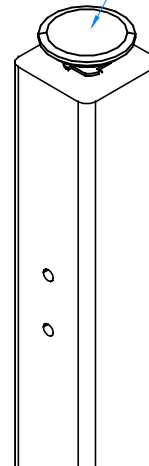


CLOSE UP OF CORNER LEG ASSEMBLY

STEP 2:

INSERT HANGER BOLT ON ONE OF THE LEGS THROUGH THE CORNER BRACKET AND INSERT LOCK WASHER AND HEX NUT. USING $\frac{1}{2}$ " WRENCH OR $\frac{1}{2}$ " SOCKET AND TORQUE WRENCH, SCREW ON THE NUT BUT DO NOT TIGHTEN ALL THE WAY. REPEAT FOR THE OTHER LEGS.

LEG LEVELER

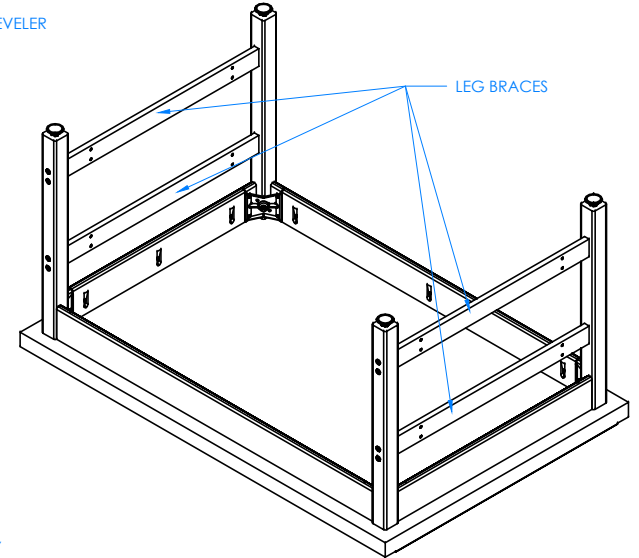


CLOSE UP OF LEG LEVELER ASSEMBLY

STEP 3:

SCREW LEG LEVELERS INTO T-NUT ON BOTTOM OF THE LEGS.

LEG BRACES



STEP 4:

USING A 4MM ALLEN WRENCH, INSERT THE CONFIRMATS INTO ONE LEG AND SCREW INTO THE BRACE. REPEAT FOR THE OTHER 3 LEGS. MAKE SURE BRACES ARE STRAIGHT AND ALL CONFIRMATS ARE TIGHT.

NOTE:

1.

DWN BY:	EMK	DWN DATE:	11/10/14
APR BY:		DATE APR:	
APR BY:		DATE APR:	

UNLESS OTHERWISE SPECIFIED
DIMENSION ARE IN INCHES
CABINET SQUARENESS $\pm .0625$
FRACTIONAL VALUES $\pm 1/32$ "
- ALL VALUES \pm OVERALL -

A	CREATED ASSEMBLY INSTRUCTIONS	11/10/14	EMK	-
REV.	DESCRIPTION	DATE	NAME	ECH NO.

REVISION LEVEL

THIS DRAWING IS THE SOLE PROPERTY OF
DIVERSIFIED WOOD CRAFTS. IT MAY NOT
BE ALTERED OR CHANGED WITHOUT
PERMISSION



300 South Krueger Street
Suring, WI 54174
diversifiedwoodcrafts.com

TITLE:
SHEET METAL BENCH
ASSEMBLY INSTRUCTIONS

DRAWING NUMBER:

SMB SERIES

SCALE:

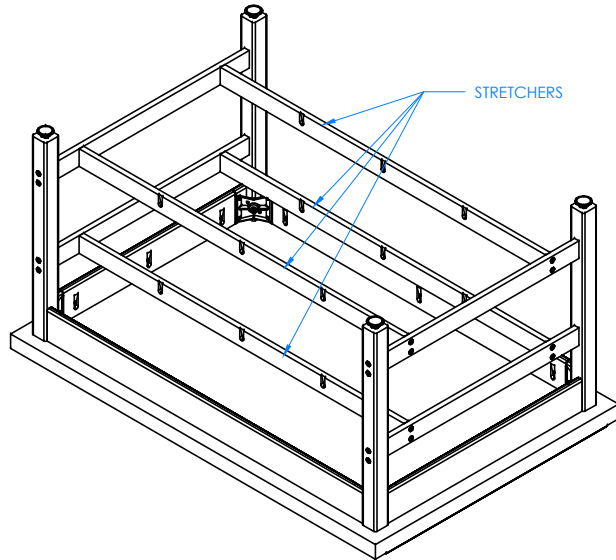
NTS

SHEET:

3 OF 4

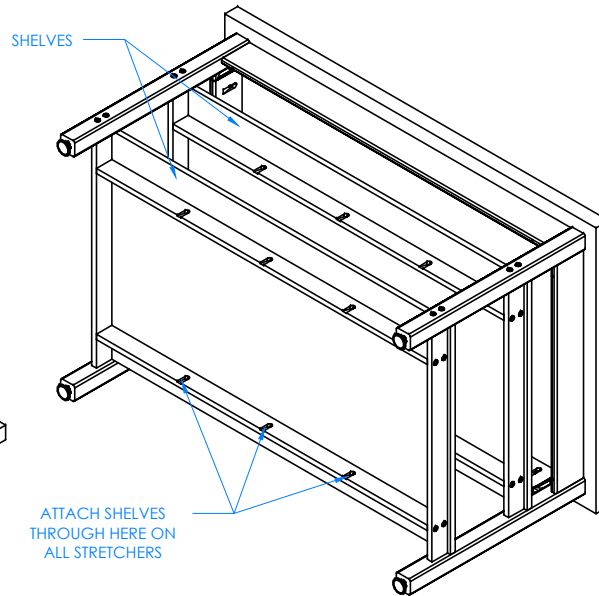
REVISION:

REV A



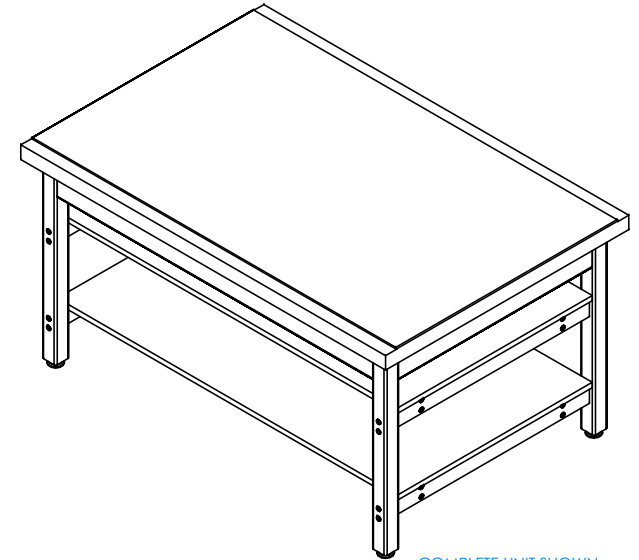
STEP 5:

INSERT STRETCHERS ONCE THE LEG BRACES ARE IN POSITION. ATTACH STRETCHERS WITH CONFIRMATS PROVIDED. GO BACK TO STEP 2 AND TIGHTEN UP THE HANGER BOLT FOR EACH LEG USING $\frac{1}{2}$ " WRENCH OR $\frac{1}{2}$ " SOCKET AND TORQUE WRENCH, TO A MINIMUM OF 12FT LBS BUT NOT TO EXCEED 17FT LBS.



STEP 6:

WITH HELP FROM ANOTHER PERSON, TIP TABLE ON ITS SIDE AND SCREW SHELVES TO STRETCHERS WITH THE SCREWS PROVIDED.



COMPLETE UNIT SHOWN

STEP 7:

TURN TABLE OVER SO TOP IS UP. SET YOUR TABLE IN PLACE AND ADJUST THE LEG LEVELERS TO LEVEL THE TABLE.

NOTE:

1.

DWN BY:	EMK	DWN DATE:	11/10/14
APR BY:		DATE APR:	
APR BY:		DATE APR:	

UNLESS OTHERWISE SPECIFIED
DIMENSION ARE IN INCHES
CABINET SQUARENESS $\pm .0625$
FRACTIONAL VALUES $\pm 1/32"$
- ALL VALUES \pm OVERALL -

A	DESCRIPTION	DATE	NAME	ECN NO.
REV.				

REVISION LEVEL

THIS DRAWING IS THE SOLE PROPERTY OF
DIVERSIFIED WOOD CRAFTS. IT MAY NOT
BE ALTERED OR CHANGED WITHOUT
PERMISSION



300 South Krueger Street
Suring, WI 54174
diversifiedwoodcrafts.com

TITLE:
SHEET METAL BENCH
ASSEMBLY INSTRUCTIONS

DRAWING NUMBER:

SMB SERIES

SCALE:

NTS

SHEET:

4 OF 4

REVISION:

REV A