

# imagination 2018





## Categorical Index

Accessories	54
Wood Cubbies/Lockers	69
Book Trucks	67
Bookcases	68
Casework	105
Desks	51
FACS	62
Flat Storage	70
Microscope Storage	81
Mobile Demonstration Units	91
Mobile Storage	84
MOVE Series	104
Robotics	89
Accessories (Robotic)	88
Safety	56
Seating 103	
Sink Stations	49
Specialty	96
3D Printer	96
Art	98
Augmented Reality Sandbox	96
Hydroponics	97
Lumber	101
Tables	7
Accessories (Table)	26
Adjustable Height	12
Drafting	18
Planning	16
Trapezoid	11
Tall Storage	72
Tool Storage	79
Workbenches	27
Workstations	39

## Assembly Codes





# Numerical Index

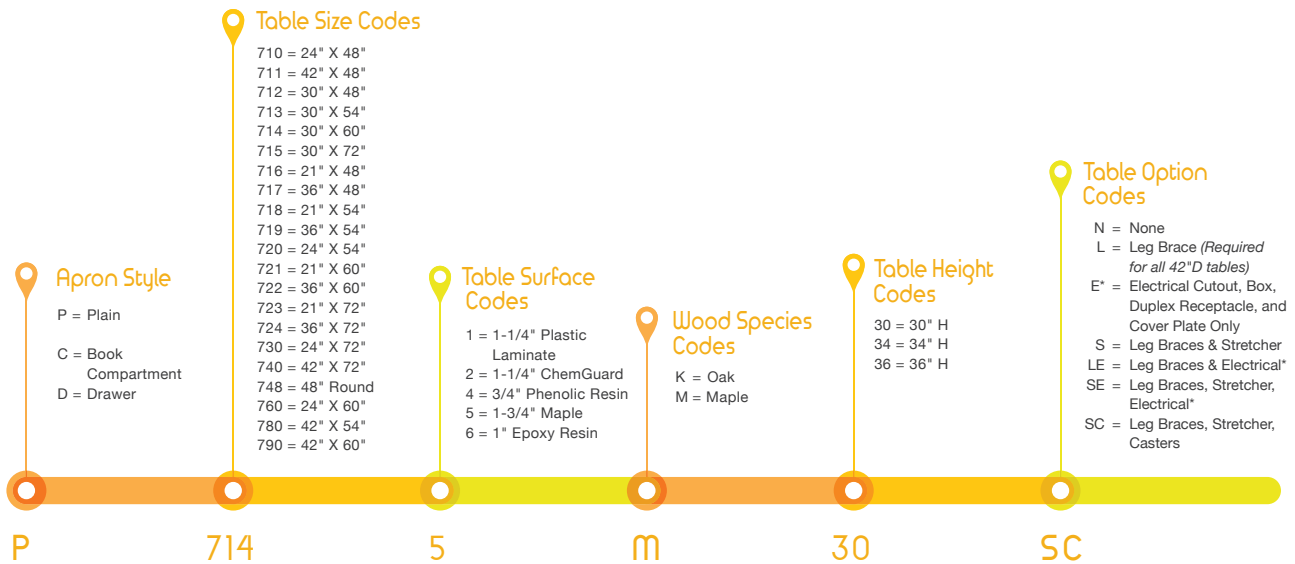
PAGE #	ITEM #	PRODUCT NAME
54	100051	Faucet
54	100061	Faucet
54	100118	2.5 Gallon Jug
76	100135	Tote Trays
26, 105	100283	Rubber Base Molding
54	100466	Gas Cocks
54	100467	Faucet
53	100604	Upright Set W/Full Crossbar
53	100994	Labhand
54	206505	Rod Sockets
105	229717	Maple Top
34	234708	Vise
105	240297	Maple Top
60	249732	Safety Cabinets
63	250484	Drain Board
63	250485	Hand Sink With Faucet
15, 64	250487	Stainless Steel Drawer
65	250515	Bun Pan Rack
51	251635	40" Television
34, 55	251909	Vise
55, 88	251909	Vise
55, 88	251913	Magnetic Tool Holder
55, 88	251975	Outlet/USB Hub
31, 66	252208	Casters For Fab Lab Workbench
26, 55	253244	Test Dividers, Set Of 3
53	100002-8	Uprights, Crossbars, Clamps
54	100047-49	Gas Cocks
54	100074-BKR	Multi-Service Fixture
54	100076X4	Leg Boots, Set Of 4
53	100245GRARM	Greenlaw Arm
12-14	100709X4	Casters
54	100728X4	Floor Mounting Brackets
105	103 Series	Casework
105	106 Series	Casework
51	1110K Series	Instructor's Desk
52	1131K	Teacher's Work Desk
52	1140 Series	Side Desk
105	121 Series	Casework
52	1210 Series	Instructor's Desk
53	1210-ADA Series	Ada Instructor's Desk
51	1300 Series	VersaCurve Desk
79	15-0081-84	Tote Tray Storage Cabinet
46	1500K & 1600K Series	Octagon Workstations
49	1536K	Trifacial Workstations
57	1800K Series	Fume Hood
105	207529F-30F	Epoxy Top
39	2100-2400 Series	Storage Cabinet Tables
105	214515F-516F	Phenolic Resin Top
26	2201-42	Parallel Straight Edge Rule
105	247866-867	Maple Top
62	250474-479	Compartment Sinks
63, 98	250480-483	Budget Sinks
64	250489-490	Dunnage Rack
62	250491-498	Prep Sinks
15, 64	250500-250507	Stainless Steel Over Shelves
65	250508-510	Equipment Stands
65	250511-514	Wall Shelf
63	250784-787	Faucet
31, 66	252205-252207	Shelf For Fab Lab Workbench
60	253259-269	Safety Cabinets
42	2800K Series	Perimeter Workstations
45	2894K	EZ-Lift Workstation
43	2900K Series	Forward Vision Workstations
44	292XK & 296XK Series	Forward Vision Workstations

PAGE #	ITEM #	PRODUCT NAME
44	2946K-ADA & 2956K-ADA	Forward Vision ADA
45	2994K-2906K Series	EZ-Lift Workstation
68	301 Series	Bookcases
50	3020 Series	Rinse Away Sink
49	3116K	Service Island
74	313-2422	Storage Cabinets
75	315-2422	Storage Cabinets
74	318-2422	Storage Cabinets
75	320-2422	Storage Cabinets
48	3200K Series	Wall Service Benches
49	3303K	Clean Up Sink
72	333-3630M	Portfolio Cabinet
47	3416K & 3516K Series	Peninsula Workstations
59	3420 Series	Chemical Storage Cabinets
59	3440 Series	Flammable Cabinets
76	350-4822	Tote Tray Storage Cabinet
76	351-4822	Tote Tray Storage Cabinet
74	353 Series	Storage Cabinets
71	354-4830	Storage Cabinets
74	356 Series	Storage Cabinets
75	357 Series	Storage Cabinets
75	358 Series	Storage Cabinets
73, 100	359-4822	Canvas Door Cabinet
72	360-3622	Wardrobe Cabinet
81	370-2416	Microscope Cabinet
81	372 Series	Microscope Cabinet
81	373-3622	Microscope Cabinet
83	375-2422	Skeleton Cabinet
83	377-2422	Skeleton Cabinet
78	380-4822	Display Cabinet
96	3DP-3624M	3D Printer Stand
95	4000K	Mirror
95	4001K	Mirror/Markerboard
84	4100K Series	Mobile Storage Cabinet
95	4111 Series	Mobile Lab
93	4121 Series	Mobile Lab
87	4121MF	Mobile Demo Table
93	4222 Series	Mobile Lab
94	4332 Series	Mobile Lab
94	4342 Series	Mobile Lab
92	4352 Series	Mobile Lab
84	4400K Series	Mobile Storage Cabinet
68	445-447 Series	Chemical Storage Shelves
84	4500K Series	Demo Cart
91	4544 Series	Mobile Media Cabinet
82	4701K	Microscope Cabinet
82	4711 Series	Large Microscope Cabinet
82	4741K	Microscope Cabinet
86	4751K	Mobile Tote Tray Cabinet
86	4901K	Write N Roll Mobile Cabinet
99	5100M	Sculpture Ware Cart
83	5201K	Mobile Balance Storage Cabinet
83	5301K	Laptop Storage Cabinet
58	6900 Series	Shower Eyewash
58	6950K	Shower Eyewash
100	8200M	Painting Hood
99	9100	Damp Cabinet
99	9200	Drying Cabinet
28	A32 AND A37 Series	Open Style Wood Workbench
13	A7000 Series	Adjustable Height Wood Tables
103	AB	Art Bench (17")
103	ABH	Art Bench (26")
103	AH	Art Horse
14	ALT Series	Adaptable Tables

PAGE #	ITEM #	PRODUCT NAME
25	ALTD Series	Adjustable Height Drawing Tables
31, 66	AMT Series	Fab Lab Workbench
96	ARS-4030	Augmented Reality Sandbox
69	BP Series	Backpack Lockers
67	BT Series	Book Trucks
98	C-38	Clay Cart
39	C2100-C2400 Series	Storage Cabinet Tables
41	C2410 & C 2610 Series	Island Workbenches
40	C2510 & C2710 Series	Island Workbenches
8-9	C7000 Series	Book Compartment Tables
69	CC Series	Cubbies
24	CDTC-1 Series	Drawing Tables
24	CDTC-60	Drawing Tables
21	CDTC-70 Series	Drawing Tables
23	CDTC-73	Two Station CPU Drawing Table
18	CT-200P Series	Work Desk
98	CWC-72P	Ceramic Work Center
105	D03 Series	Wall Cabinets
105	D06 Series	Wall Cabinets
71	DBC-1	Drawing Board Cabinet
70	DPSC-50	Paper Storage Cabinet
20	DT-1, 2, 3, 4 AND 9 Series	Drawing Tables
21	DT-30 AND 60 Series	Drawing Tables
23	DT-80A AND 82S	Drawing Tables
22	DT-8A	Drawing Tables
22	DT-90PL	Four Station Drawing Table
22	DTA-21	Drawing Table With Six Drawers
77	DTC Series	Drawing Supply Cabinets
85	EMDC-2436	Mobile Storage Cabinet
87	EMWB-6	Mobile Workbench
56	ESC11-11LM	Monitor Storage Cabinet
61	FAB-7230	Medical Treatment Bench
61	FAC-3613	Safety Cabinets
70	FFS Series	Flat Files
56	FG-88210	Goggles
29	GCT-7236	Side Clamp Bench
29	GCT-DP	Side Clamp Bench With Drip Pan
28	GSB-6024	Glue And Stain Bench
74	GSC Series	Storage Cabinets
73	GSC-8	Storage Cabinets
10	H7146K36S	Add A Cabinet Tables
97	HGC-52	Hydroponics Growing Center
15	HLB Series	Hi-Lo Bench
50, 92	HWS-3624	Hot Water Mobile Station
19	IDT-Series	Instructor's Drafting Tables
32	LB Series	Locker Bases
100	LCS	Locking Casters, Set Of 4
102	LR-12M	Metal Lumber Rack
101	LR-13W	Wood Lumber Rack
101	LR-1WM	Lumber Rack
101	LR-9SB	Wall Spacer Bracket
19	LT Series	Light Tables
78	LW-8	Knowledge-Plus Wall
10	M Series	M Series Cabinets
32	MA6 Series	Wall Benches
32	MAD2 Series	Wall Benches
29	MBB-7224	Miter Box Bench
80	MC-1	Hanging Storage Cabinet
85	MDC-2436	Mobile Storage Cabinet
26	MEA-FP	Flat Panel Monitor Arm
97	MGC-4818	Plant Growing Stand
28	MGSB-6024	Glue And Stain Bench
30	MLB Series	Steel Workbench
87	MSSC-200	Mobile Storage Cabinet

PAGE #	ITEM #	PRODUCT NAME
86	MTTC-4824	Mobile Tote Tray Cabinet
104	MV Series	Move Cabinets
68	OS Series	Bookcases
7-8	P7000 Series	Plain Apron Tables
8	P7149 Series	Imprint Dry Erase Tables
13	P8000 Series	Adjustable Height Tables
84	PDC-2436	Demo Cart
21	PDT-2420	Portable Drafting Table
18	PLB-201	Planning And Layout Bench
12	PR7000 Series	Riser Tables
12	PR8000 Series	Adjustable Height Riser Tables
77	PSC-80	Small Parts Storage Cabinet
16	PT-60-62 Series	Planning Tables
18	PT-72 Series	Planning Desk
17	PT-7248 Series	Extra Large Planning Tables
103	S Series	Stools
71	SB-4 Series	Wall Storage Bench
56	SG-72000	Safety Glasses
38	SMB Series	Sheet Metal Bench
66	SMT Series	Sewing Tables
103	STL9186	Metal Stools
100	T-1000	Taboret
80	TC Series	Tool Cabinets
79	TC-48 Series	Tool Cabinets
79	TETC-40	Tool Cabinets
76	TTC-48	Tote Tray Storage Cabinet
11	TZ7000 Series	Trapezoid Tables
11	TZM Series	Media Trapezoid Tables
26	VBC44-5	Vyco Board Cover
102	VWSR-277M	Vertical Storage Rack
90	VXM-4424	Robotics Storage
89	VXP-5024M	Robotics Storage
89	VXR-7228	Robotics Workbench
55, 88	VXS-1818	Soldering Board
90	VXT Series	Robotics Storage
27	W Series	Wood Workbench
98	W7142M30N	Clay Wedging Table
33	WB12 AND WB12A Series	Steel Workbench
34	WB2 Series	Steel Workbench
34	WB4 Series	Steel Workbench
36	WB6 Series	Steel Workbench
35	WB6A Series	Steel Workbench
36	WBB4 Series	Steel Workbench
36	WBD2 Series	Steel Workbench
30	WBML Series	Steel Workbench
85	WMSC-3135	Mobile Cabinet With Pegboard
85	WMSC-3735	Mobile Cabinet With Pegboard
72	WSC-26	Wardrobe Cabinet
38	WW12 Series	Wood Workbench
27	WW2 AND WW4 Series	Open Style Wood Workbench
35	WW231 Series	Wood Workbench
35	WW232 Series	Wood Workbench
37	WW31 Series	Wood Workbench
37	WW32 Series	Wood Workbench
38, 70	WW33 Series	Wood Workbench
17	WX4 Series	Worktop Classic Tables
14	X7000 Series	Metal Activity Tables
14	X8000 Series	Adjustable Height Activity Tables
90	XM-4424	Robotics Storage
89	XP-5024M	Robotics Storage
89	XR-7228M	Robotics Workbench
15, 64	XS Series	Stainless Steel Tables
90	XT Series	Robotics Storage

## Create Your Custom Table



P7145M30SC

(\*Leg braces required on tables 42"D; Leg braces & stretcher required for tables over 72"W, and for some epoxy topped tables)

Note: Not all table options are available on all table sizes.

## Plain Apron Oak Tables



Plain Apron Tables are available in a variety of sizes, with several different top materials. These tables are built for years of dependable service. Legs and aprons are constructed of solid red oak, and are smoothly machined. They are finished with a chemical resistant, earth-friendly UV finish. Aprons are constructed of solid red oak and are 13/16"D x 4-1/2"H with heavy-duty 13-gauge steel corner braces. 2-1/4" square solid oak legs, with 5/16" hanger bolts installed, are attached to apron with nuts and washers supplied. All tables are equipped with non-skid adjustable glides for precise leveling and for prevention of rocking on uneven floors. Tables are supplied with black rubber leg boots which offer protection against scuffing and chemical spills. Standard table height is 30" with a weight capacity of 500 lbs. (Shipped KD with tops attached)



Refer to Page 6 for More Table Configurations

SIZE	1-1/4" PLASTIC LAMINATE	1-1/4" CHEMGUARD	3/4" SOLID PHENOLIC	1" EPOXY RESIN	NO TOP
48"W x 21"D	P7161K30N	P7162K30N	P7164K30N	P7166K30N	P7160K30N
54"W x 21"D	P7181K30N	P7182K30N	P7184K30N	P7186K30N	P7180K30N
60"W x 21"D	P7211K30N	P7212K30N	P7214K30N	P7216K30N	P7210K30N
72"W x 21"D	P7231K30N	P7232K30N	P7234K30N	P7236K30N	P7230K30N
48"W x 24"D	P7101K30N*	P7102K30N*	P7104K30N	P7106K30N*	P7100K30N
54"W x 24"D	P7201K30N*	P7202K30N*	P7204K30N	P7206K30N*	P7200K30N
60"W x 24"D	P7601K30N*	P7602K30N*	P7604K30N	P7606K30N*	P7600K30N
72"W x 24"D	P7301K30N*	P7302K30N*	P7304K30N	P7306K30N*	P7300K30N
48"W x 30"D	P7121K30N	P7122K30N	P7124K30N	P7126K30N	P7120K30N
54"W x 30"D	P7131K30N	P7132K30N	P7134K30N	P7136K30N	P7130K30N
60"W x 30"D	P7141K30N*	P7142K30N*	P7144K30N	P7146K30N*	P7140K30N
72"W x 30"D	P7151K30N	P7152K30N*	P7154K30N	P7156K30N	P7150K30N
48"W x 36"D	P7171K30N	P7172K30N	P7174K30N	P7176K30L	P7170K30N
54"W x 36"D	P7191K30N	P7192K30N	P7194K30N	P7196K30L	P7190K30N
60"W x 36"D	P7221K30N	P7222K30N	P7224K30N	P7226K30L	P7220K30N
72"W x 36"D	P7241K30N	P7242K30N	P7244K30N	P7246K30L	P7240K30N
48"W x 42"D	P7111K30L	P7112K30L	P7114K30L	P7116K30L	P7110K30L
54"W x 42"D	P7801K30L	P7802K30L	P7804K30L	P7806K30L	P7800K30L
60"W x 42"D	P7901K30L	P7902K30L	P7904K30L	P7906K30L	P7900K30L
72"W x 42"D	P7401K30L	P7402K30L	P7404K30L	P7406K30L	P7400K30L
48" ROUND	P7481K30N	P7482K30N	P7484K30N	P7486K30N	P7480K30N

Trouble choosing the correct top? Refer to Page 107.

\* All Fastrak Products Shipped in Five Business Days (Quantity Restrictions: 30 Per Table; 6 Per Cabinet)



## Maple Tables

Available in a variety of sizes, with several different top materials. Constructed of solid maple and finished with an earth-friendly UV finish. Aprons are constructed of solid maple and are 13/16"D x 4-1/2"H with heavy-duty 13-gauge steel corner braces. The unit has solid 2-1/4" maple legs with 5/16" hanger bolt installed, and are attached to the table with nuts and washers (supplied). All tables include leg boots and levelers. Choose from plain or book compartment apron. Standard height is 30"H. Other sizes and options are available, call for more information. (Shipped KD with tops attached)

PLAIN APRON	1-1/4" PLASTIC LAMINATE	1-1/4" CHEMGUARD	1" EPOXY RESIN	1-3/4" MAPLE
48"W x 24"D	P7101M30N*	P7102M30N*	P7106M30N*	P7105M30N
54"W x 24"D	P7201M30N*	P7202M30N*	P7206M30N*	P7205M30N
60"W x 24"D	P7601M30N*	P7602M30N*	P7606M30N*	P7605M30N
72"W x 24"D	P7301M30N	P7302M30N	P7306M30N	P7305M30N
60"W x 30"D	P7141M30N	P7142M30N	P7146M30N	P7145M30N
72"W x 30"D	P7151M30N	P7152M30N	P7156M30N	P7155M30N
BOOK COMPARTMENT	1-1/4" PLASTIC LAMINATE	1-1/4" CHEMGUARD	1" EPOXY RESIN	1-3/4" MAPLE
48"W x 24"D	C7101M30N	C7102M30N	C7106M30N	C7105M30N
54"W x 24"D	C7201M30N	C7202M30N	C7206M30N	C7205M30N
60"W x 24"D	C7601M30N	C7602M30N	C7606M30N	C7605M30N
72"W x 24"D	C7301M30N	C7302M30N	C7306M30N	C7305M30N
60"W x 30"D	C7141M30N	C7142M30N	C7146M30N	C7145M30N
72"W x 30"D	C7151M30N	C7152M30N	C7156M30N	C7155M30N

## Imprint Dry Erase Tables



Lets all the students record data right on the table top. These STEM tables are built similar to our plain apron lab tables and are available in oak or maple but come with an easy-to-use dry erase top. The top is imprinted and has a compass, meter ruler, yard ruler, circular graph and data recording graph for easy interaction. This hi-pressure laminate top works like a standard marker board and can be marked up with crayons, grease pencil or dry erase markers. Clean up is easy with standard marker board cleaner or eraser. The 60"W x 30"D top is perfect for two to four students to collaborate.



ITEM #	WOOD	SIZE
P7149K30N	Oak	60"W x 30"D x 30"H
P7149M30N	Maple	60"W x 30"D x 30"H

\* All Fastrak Products Shipped in Five Business Days (Quantity Restrictions: 30 Per Table; 6 Per Cabinet)





With Stretchers, Leg Braces &amp; Casters

### Oak Book Compartment Tables



Book Compartment Tables are built with the same quality techniques as the plain apron table. They are finished with a chemical resistant, earth-friendly UV finish. These tables have either two or four book compartments (depending on size) installed in the apron. The book compartments measure 14" W x 13-5/8" D x 3-7/8" H. The table has a weight capacity of 500 lbs. On tables 72"W or over, we recommend ordering with leg braces and stretchers. (Shipped KD with tops attached)

SIZE	COMP.	1-1/4" PLASTIC LAMINATE	1-1/4" CHEMGUARD	3/4" SOLID PHENOLIC	1" EPOXY RESIN	NO TOP
48"W x 21"D	2	C7161K30N	C7162K30N	C7164K30N	C7166K30N	C7160K30N
54"W x 21"D	2	C7181K30N	C7182K30N	C7184K30N	C7186K30N	C7180K30N
60"W x 21"D	2	C7211K30N	C7212K30N	C7214K30N	C7216K30N	C7210K30N
72"W x 21"D	2	C7231K30N	C7232K30N	C7234K30N	C7236K30N	C7230K30N
48"W x 24"D	2	C7101K30N*	C7102K30N*	C7104K30N	C7106K30N*	C7100K30N
54"W x 24"D	2	C7201K30N*	C7202K30N*	C7204K30N	C7206K30N*	C7200K30N
60"W x 24"D	2	C7601K30N*	C7602K30N*	C7604K30N	C7606K30N*	C7600K30N
72"W x 42"D	2	C7301K30N*	C7302K30N*	C7304K30N	C7306K30N*	C7300K30N
48"W x 30"D	2	C7121K30N	C7122K30N	C7124K30N	C7126K30N	C7120K30N
54"W x 39"D	2	C7131K30N	C7132K30N	C7134K30N	C7136K30N	C7130K30N
60"W x 30"D	2	C7141K30N*	C7142K30N*	C7144K30N	C7146K30N*	C7140K30N
72"W x 30"D	2	C7151K30N	C7152K30N*	C7154K30N	C7156K30N	C7150K30N
48"W x 36"D	2	C7171K30N	C7172K30N	C7174K30N	C7176K30L	C7170K30N
54"W x 36"D	2	C7191K30N	C7192K30N	C7194K30N	C7196K30L	C7190K30N
60"W x 36"D	2	C7221K30N	C7222K30N	C7224K30N	C7226K30L	C7220K30N
72"W x 36"D	2	C7241K30N	C7242K30N	C7244K30N	C7246K30L	C7240K30N
48"W x 42"D	4	C7111K30L	C7112K30L	C7114K30L	C7116K30L	C7110K30L
54"W x 42"D	4	C7801K30L	C7802K30L	C7804K30L	C7806K30L	C7800K30L
60"W x 42"D	4	C7901K30L	C7902K30L	C7904K30L	C7906K30L	C7900K30L
72"W x 42"D	4	C7401K30L	C7402K30L	C7404K30L	C7406K30L	C7400K30L

#### TABLE PARTS

UNIT #	DESCRIPTION	UNIT #	DESCRIPTION
L30-REP*	30"H Leg (1 each)	L3036*	36"H Leg (set of 4)
L34-REP	34"H Leg (1 each)	100076X4*	Leg Boots (set of 4)
L36-REP*	36"H Leg (1 each)	100728X4*	Floor Mounting Brackets (set of 4)
L3030*	30"H Leg (set of 4)		
L3034	34"H Leg (set of 4)		

\* All Fastrak Products Shipped in Five Business Days (Quantity Restrictions: 30 Per Table; 6 Per Cabinet)



## Add-A-Cabinet



Back of Cabinet

This unique table gives you the ability to change it as your needs change. Basic unit comes with a 60"W x 30"D x 36"H table that is reinforced with welded steel angle understructure. Cabinets can be mounted to the underside of the table and attached using a solid bolt connection. The unit comes standard with one cabinet, but there is enough room for two cabinets to be hung from the table. The cabinets measure 24"W x 22-1/2"D x 28-1/2"H. Choose from three cabinet options: drawer over door (with one adjustable shelf), Single door (with one adjustable shelf) and Drawer (two upper drawers and a file drawer). The doors and drawers lock. The top is 1" epoxy resin. The unit is finished with a non-emitting UV finish. Overall dimensions: 60"W x 30"D x 36"H.

ITEM #	PRODUCT
H7146K36S-19	Table w/Drawer over Door Cabinet
H7146K36S-25	Table w/Drawer Cabinet
H7146K36S-33	Table w/Single Door Cabinet



M19-2422-H30K (Shown w/30"H Table)

## "M" Series Cabinets



Perfect to use as a stand alone unit, or to fit underneath our best-selling tables. These oak and maple veneered cabinets are finished with a chemical resistant, earth-friendly UV finish. The drawers are fully dovetailed, with locks, and have full extension glides. The cabinets roll on 4" heavy-duty ball-bearing casters with brakes. Available in sitting (24") and standing (30") heights. Weight capacity of 500 lbs. Shipped assembled except for the casters. (Table Sold Separately)



M95-2422-H24M



M40-2422-H30M



M33-2422-H30K

MAPLE	OAK	FOR TABLE HGT.	LAYOUT	TOP	SIZE
M95-2422-H24M	M95-2422-H24K	30"	1 Door/Hinged Right	Veneered	24"W x 22"D x 24"H
M96-2422-H24M	M96-2422-H24K	30"	1 Door/Hinged Left	Veneered	24"W x 22"D x 24"H
M95-2422-H30M	M95-2422-H30K	36"	1 Door/Hinged Right	Veneered	24"W x 22"D x 24"H
M96-2422-H30M	M96-2422-H30K	36"	1 Door/Hinged Left	Veneered	24"W x 22"D x 24"H
M18-2422-H30M	M18-2422-H30K	36"	1 Door/Drawer, Hinged Right	Veneered	24"W x 22"D x 24"H
M19-2422-H30M	M19-2422-H30K	36"	1 Door/Drawer, Hinged Left	Veneered	24"W x 22"D x 24"H
M40-2422-H30M	M40-2422-H30K	36"	2 Drawer	Veneered	24"W x 22"D x 24"H
M33-2422-H30M	M33-2422-H30K	36"	3 Drawer	Veneered	24"W x 22"D x 24"H

\* All Fastrak Products Shipped in Five Business Days (Quantity Restrictions: 30 Per Table; 6 Per Cabinet)

## Media Trapezoid Table



Add a new dimension to your collaborative workspace. This trapezoid shaped table stores a TV mount that holds up to a 40" television (not included). The table's shape makes it perfect to use with trapezoid tables. It has a solid oak apron and legs. The 1-1/4" thick plastic laminate top and apron are attached to the angle iron steel frame ensuring stability. The television mount is enclosed inside an oak plywood cabinet. The TV mount can be operated by pressing the button on the top or with the remote, which is provided. When the television is raised, a portion of the top flips up. The table top is flat when the television is stored inside the cabinet. 4" locking swivel casters adds mobility.

ITEM #	WOOD	PRODUCT	SIZE
TZM7141K36C	Oak	Trapezoid Table w/TV Mount	30" x 60" x 36"
TZM7601K36C	Oak	Trapezoid Table w/TV Mount	24" x 60" x 36"
251635	N/A	TV/40" HDTV Flat Screen	39-1/2" Diagonal



(TV is not included)



## Trapezoid Table



This unique shaped table allows for flexibility; use as a two-student table, or the options are endless for reconfiguring tables for group work. The sturdy construction ensures that moving the table won't cause problems. Constructed of solid oak or maple aprons, 2-1/4" solid legs and have a steel frame supporting the apron. Choose from 1-1/4" plastic laminate or 1-1/4" ChemGuard. The wood is finished with a chemical resistant, non-emitting UV finish. Tables are available with and without casters.

ITEM #	WOOD	TOP	CASTERS	SIZE
TZ7141K30N	Oak	1-1/4" Plastic Laminate	No	60"W x 30"D x 30"H
TZ7141M30N	Maple	1-1/4" Plastic Laminate	No	60"W x 30"D x 30"H
TZ7142K30N	Oak	1-1/4" ChemGuard	No	60"W x 30"D x 30"H
TZ7142M30N	Maple	1-1/4" ChemGuard	No	60"W x 30"D x 30"H
TZ7601K30N	Oak	1-1/4" Plastic Laminate	No	60"W x 24"D x 30"H
TZ7601M30N	Maple	1-1/4" Plastic Laminate	No	60"W x 24"D x 30"H
TZ7602K30N	Oak	1-1/4" ChemGuard	No	60"W x 24"D x 30"H
TZ7602M30N	Maple	1-1/4" ChemGuard	No	60"W x 24"D x 30"H
TZ7141K36C	Oak	1-1/4" Plastic Laminate	Yes	60"W x 30"D x 36"H
TZ7141M36C	Maple	1-1/4" Plastic Laminate	Yes	60"W x 30"D x 36"H
TZ7142K36C	Oak	1-1/4" ChemGuard	Yes	60"W x 30"D x 36"H
TZ7142M36C	Maple	1-1/4" ChemGuard	Yes	60"W x 30"D x 36"H
TZ7601K36C	Oak	1-1/4" Plastic Laminate	Yes	60"W x 24"D x 36"H
TZ7601M36C	Maple	1-1/4" Plastic Laminate	Yes	60"W x 24"D x 36"H
TZ7602K36C	Oak	1-1/4" ChemGuard	Yes	60"W x 24"D x 36"H
TZ7602M36C	Maple	1-1/4" ChemGuard	Yes	60"W x 24"D x 36"H

\* All Fastrak Products Shipped in Five Business Days (Quantity Restrictions: 30 Per Table; 6 Per Cabinet)

# Adjustable Height Tables



Oak Unit



Maple Unit



## Fixed Height Riser Table

Perfect table for STEAM projects. We've taken our popular oak and maple science tables and enhanced them by adding a riser. The table features solid oak or maple (your choice) aprons and riser supports finished with a chemical resistant finish. The riser has 10" clearance above the work surface and is 12"D and made of the same material as the top you choose. Top options include: 1-1/4" plastic laminate, 1-1/4" ChemGuard, 3/4" phenolic resin, or 1" epoxy resin. All 72"W tables include leg braces and a stretcher for added strength. Tables stand 30"H. The top of the riser is 41" from the floor.

SIZE	1-1/4" PLASTIC LAMINATE (OAK)	1-1/4" PLASTIC LAMINATE (MAPLE)	1-1/4" CHEMGUARD (OAK)	1-1/4" CHEMGUARD (MAPLE)	3/4" SOLID PHENOLIC (OAK)	3/4" SOLID PHENOLIC (MAPLE)	1" EPOXY RESIN (OAK)	1" EPOXY RESIN (MAPLE)
54"W x 30"D	PR7131K30N	PR7131M30N	PR7132K30N	PR7132M30N	PR7134K30N	PR7134M30N	PR7136K30N	PR7136M30N
60"W x 30"D	PR7141K30N	PR7141M30N	PR7142K30N	PR7142M30N	PR7144K30N	PR7144M30N	PR7146K30N	PR7146M30N
72"W x 30"D	PR7151K30S	PR7151M30S	PR7152K30S	PR7152M30S	PR7154K30S	PR7154M30S	PR7156K30S	PR7156M30S



Oak Unit



Maple Unit



## Adjustable Height Riser Table

This table has everything you could want. It adjusts easily from 27-3/4" to 39"H (42" with included spacer) in 2 cm increments in less than 30 seconds without the use of tools. Its apron is solid maple or oak and finished with a chemical resistant finish. It has a riser that provides extra workspace for each person to put his or her tools or laptop. The table has three top options: 1-1/4" plastic laminate, 1-1/4" ChemGuard, or 3/4" phenolic resin. The riser's horizontal surface matches your choice of top surface. The 12"D riser is supported by six 1" diameter powder coated steel tubes. The riser is 10" above the table surface. Tabletop measures 60"W x 30"D.

ITEM #	APRON	TOP	ITEM #	APRON	TOP
PR8141M	Maple	1-1/4" Plastic Laminate	PR8142K	Oak	1-1/4" ChemGuard
PR8142M	Maple	1-1/4" ChemGuard	PR8144K	Oak	3/4" Solid Phenolic
PR8144M	Maple	3/4" Solid Phenolic	100709X4	Set of Casters (Qty: 4)	
PR8141K	Oak	1-1/4" Plastic Laminate			

\* All Fastrak Products Shipped in Five Business Days (Quantity Restrictions: 30 Per Table; 6 Per Cabinet)





## Adjustable Height Table

A perfect solution for ADA requirements that can adjust in 2 cm increments from 27-3/4" to 39" (42"H with 3" spacer provided). Can also be adjusted for use as an incline surface for physics. Solid 4-1/2" oak aprons are attached to your choice of three top options: 1-1/4" plastic laminate, 1-1/4" ChemGuard, or 3/4" phenolic. Note: phenolic resin tops are heavier and may require two people to adjust the height. The wood is finished with a chemical resistant, earth-friendly UV finish. The table has a weight capacity of 500 lbs. Optional casters sold separately.

SIZE	1-1/4" PLASTIC LAMINATE	1-1/4"CHEMGUARD	3/4" SOLID PHENOLIC
48"W x 24"D	P8101K*	P8102K*	P8104K
54"W x 24"D	P8201K*	P8202K*	P8204K
60"W x 24"D	P8601K*	P8602K*	P8604K*
72"W x 24"D	P8301K*	P8302K*	P8304K
60"W x 30"D	P8141K*	P8142K*	P8144K
Casters (Qty: 4)	100709X4*	-	-



Shown with Optional Casters



## Adjustable Oak Leg Table



The A7000 table has the same construction as our standard table with the exception of adjustable legs. The aprons are solid oak. Legs can adjust from sitting height of 30" to standing height of 36" by removing the bolt on the leg surface. Available in four types of tops: 1-1/4" plastic laminate, 1-1/4" ChemGuard, 3/4" phenolic resin, and 1" epoxy. The table is finished with a chemical resistant finish.

ITEM #	TOP	W x D x H
A7101K	1-1/4" Plastic Laminate	48" x 24" x 30"-36"
A7102K	1-1/4" ChemGuard	48" x 24" x 30" 36"
A7104K	3/4" Phenolic	48" x 24" x 30"-36"
A7106K	1" Epoxy	48" x 24" x 30"-36"
A7141K	1-1/4" Plastic Laminate	60" x 30" x 30"-36"
A7142K	1-1/4" ChemGuard	60" x 30" x 30"-36"
A7144K	3/4" Phenolic	60" x 30" x 30"-36"
A7146K	1" Epoxy	60" x 30" x 30"-36"
A7201K	1-1/4" Plastic Laminate	54" x 24" x 30"-36"
A7202K	1-1/4" ChemGuard	54" x 24" x 30"-36"

ITEM #	TOP	W x D x H
A7204K	3/4" Phenolic	54" x 24" x 30"-36"
A7206K	1" Epoxy	54" x 24" x 30"-36"
A7301K	1-1/4" Plastic Laminate	72" x 24" x 30"-36"
A7302K	1-1/4" ChemGuard	72" x 24" x 30"-36"
A7304K	3/4" Phenolic	72" x 24" x 30"-36"
A7306K	1" Epoxy	72" x 24" x 30"-36"
A7601K	1-1/4" Plastic Laminate	60" x 24" x 30"-36"
A7602K	1-1/4" ChemGuard	60" x 24" x 30"-36"
A7604K	3/4" Phenolic	60" x 24" x 30"-36"
A7606K	1" Epoxy	60" x 24" x 30"-36"

\* All Fastrak Products Shipped in Five Business Days (Quantity Restrictions: 30 Per Table; 6 Per Cabinet)

# Adjustable Height Tables



Adjustable Height

## Metal Activity Tables



Looking for a sturdy metal table? We've got it! The 1"x 2", apron frame (16 gauge) is attached to your choice of top: 1-1/4" plastic laminate, 1-1/4" ChemGuard, or 3/4" phenolic resin. The frame can have either 14 gauge 30"H fixed legs (fixed height) or 14 gauge outer tube with a 16 gauge insert legs that range from 25-39"H (adjustable height). Legs are 1-1/4" square. Color: Black



Fixed Height



## Adaptable Table (ADA)

Adaptable...the name says it all. The height can be adjusted so easily—adapt to your situation. The unique design of the leg allows you to adjust the height of the table in less than 30 seconds without the use of tools. Use the table at sitting height, standing height, or even at display height. Use the table for elementary children through adults. Ideal for use by a person in a wheelchair. Make it match the height they need. Table adjusts in 2 cm increments. The powder-coat legs include adjustable glides. Choose from two sizes and two tops. Height adjusts from 27-3/4-39"H (42" with included spacer).

ITEM #	TOP SIZE	1-1/4" PLASTIC LAMINATE
ALT-6030BL*	60"W x 30"D	Black
ALT-6030GG	60"W x 30"D	Grey Glace
ALT-6042BL*	60"W x 42"D	Black
ALT-6042GG	60"W x 42"D	Grey Glace
100709X4 Casters (Qty: 4)		



ITEM #	LEGS	TOP	W x D x H
X7141	Fixed	1-1/4" Plastic Laminate	60" x 30" x 30"
X7142	Fixed	1-1/4" ChemGuard	60" x 30" x 30"
X7144	Fixed	3/4" Phenolic	60" x 30" x 30"
X7151	Fixed	1-1/4" Plastic Laminate	72" x 30" x 30"
X7152	Fixed	1-1/4" ChemGuard	72" x 30" x 30"
X7154	Fixed	3/4" Phenolic	72" x 30" x 30"
X7201	Fixed	1-1/4" Plastic Laminate	54" x 24" x 30"
X7202	Fixed	1-1/4" ChemGuard	54" x 24" x 30"
X7204	Fixed	3/4" Phenolic	54" x 24" x 30"
X7241	Fixed	1-1/4" Plastic Laminate	72" x 36" x 30"
X7242	Fixed	1-1/4" ChemGuard	72" x 36" x 30"
X7244	Fixed	3/4" Phenolic	72" x 36" x 30"
X7601	Fixed	1-1/4" Plastic Laminate	60" x 24" x 30"
X7602	Fixed	1-1/4" ChemGuard	60" x 24" x 30"
X7604	Fixed	3/4" Phenolic	60" x 24" x 30"
X7901	Fixed	1-1/4" Plastic Laminate	60" x 42" x 30"
X7902	Fixed	1-1/4" ChemGuard	60" x 42" x 30"
X7904	Fixed	3/4" Phenolic	60" x 42" x 30"

ITEM #	LEGS	TOP	W x D x H
X8141	Adjustable	1-1/4" Plastic Laminate	60" x 30" x 22-1/4"-37-1/4"
X8142	Adjustable	1-1/4" ChemGuard	60" x 30" x 22-1/4"-37-1/4"
X8144	Adjustable	3/4" Phenolic	60" x 30" x 22-1/4"-37-1/4"
X8151	Adjustable	1-1/4" Plastic Laminate	72" x 30" x 22-1/4"-37-1/4"
X8152	Adjustable	1-1/4" ChemGuard	72" x 30" x 22-1/4"-37-1/4"
X8154	Adjustable	3/4" Phenolic	72" x 30" x 22-1/4"-37-1/4"
X8201	Adjustable	1-1/4" Plastic Laminate	54" x 24" x 22-1/4"-37-1/4"
X8202	Adjustable	1-1/4" ChemGuard	54" x 24" x 22-1/4"-37-1/4"
X8204	Adjustable	3/4" Phenolic	54" x 24" x 22-1/4"-37-1/4"
X8241	Adjustable	1-1/4" Plastic Laminate	72" x 36" x 22-1/4"-37-1/4"
X8242	Adjustable	1-1/4" ChemGuard	72" x 36" x 22-1/4"-37-1/4"
X8244	Adjustable	3/4" Phenolic	72" x 36" x 22-1/4"-37-1/4"
X8601	Adjustable	1-1/4" Plastic Laminate	60" x 24" x 22-1/4"-37-1/4"
X8602	Adjustable	1-1/4" ChemGuard	60" x 24" x 22-1/4"-37-1/4"
X8604	Adjustable	3/4" Phenolic	60" x 24" x 22-1/4"-37-1/4"
X8901	Adjustable	1-1/4" Plastic Laminate	60" x 42" x 22-1/4"-37-1/4"
X8902	Adjustable	1-1/4" ChemGuard	60" x 42" x 22-1/4"-37-1/4"
X8904	Adjustable	3/4" Phenolic	60" x 42" x 22-1/4"-37-1/4"

\* All Fastrak Products Shipped in Five Business Days (Quantity Restrictions: 30 Per Table; 6 Per Cabinet)

## Hi-Lo Bench



Designed with today's challenging ergonomic and ADA issues in mind. These tables allow the work surface to be adjusted for a comfortable and efficient positioning of the arms and hands. The 11" range goes from 25" to 36"H x 30"D. Turning the hand crank 10 times moves the work surface 1"H. Choose from either a 1-3/4" solid maple or 1" epoxy resin top. Frame color: Black

ITEM #	SIZE	TOP
HLB-6030	60"W	1-3/4" Maple
HLB-7230	72"W	1-3/4" Maple
HLB-6030ER	60"W	1" Epoxy Resin
HLB-7230ER	72"W	1" Epoxy Resin



## Stainless Steel Tables



Stainless steel tables with galvanized steel legs and under-shelf. The T-430 18-gauge stainless steel top has two sound deadened integrally welded 5-inch "C" channels to reinforce and maintain level working surface (prevent sags). The galvanized legs are 1-5/8" diameter and have adjustable high impact corrosion resistant feet. The under-shelf is adjustable and has two pins per corner providing strength and stability. NSF Approved.

ITEM #	SIZE	WEIGHT
XS-3630	36"W x 30"D x 35"H	96 lbs.
XS-4830	48"W x 30"D x 35"H	115 lbs.
XS-6030	60"W x 30"D x 35"H	135 lbs.
XS-7230	72"W x 30"D x 35"H	155 lbs.

## Drawer for Stainless Steel Tables



Add a drawer to your stainless steel tables. Stainless steel drawers have 5" deep pans which can be easily removed for cleaning. The drawers have a 200 lb. capacity and are ADA compliant. 36"W, 48"W and 60"W tables accommodate one drawer. Two drawers will fit on a 72"W table. Inside Drawer size: 20"L x 20"W x 5"D



ITEM #	DRAWER SIZE
250487	26"W x 8"D x 27"H (Outside Size)



## Stainless Steel Over Shelves



Extend the use of your stainless steel tables by adding stainless over shelves. These shelves are made of 18 gauge T-304 stainless steel and are 12"D. The shelves mount directly on the stainless tables with self-tapping screws. You can choose a single shelf or a double shelf. The single shelf is 19-1/2"H. The double shelf is 31"H with an adjustable lower shelf. NSF Approved.

ITEM # (DOUBLE)	ITEM # (SINGLE)	SIZE
250500	250504	36"W X 12"D
250501	250505	48"W X 12"D
250502	250506	60"W X 12"D
250503	250507	72"W X 12"D

\* All Fastrak Products Shipped in Five Business Days (Quantity Restrictions: 30 Per Table; 6 Per Cabinet)

# Planning Tables



## Planning Tables



Designed to be used in most any environment from art and general planning to sewing and model construction. The base is constructed of two tapered solid maple pedestal style panel legs and two solid maple truss bars. The unique way the top is attached prevents the table from racking or rocking. The table is finished with an earth-friendly UV finish. Choose from plain, book compartment or tote tray units. Book compartment

measures: 34-1/2"W x 12-1/16"D x 2-1/4"H. Each tote measures: 13-1/2"W x 19"D x 3-1/2"H. Other choices include standard height (30"H) or elementary height (26"H), and the choice of 1-3/4" solid maple top or 1-1/4" plastic laminate with 3 mm PVC edging in either birch or almond color. Overall size: 60"W x 42"D.

ITEM #	STYLE	SIZE	TOP
PT-62M26	Plain	26"H	1-3/4" Maple
PT-62M*	Plain	30"H	1-3/4" Maple
PT-61M26	Book Compartment	26"H	1-3/4" Maple
PT-61M	Book Compartment	30"H	1-3/4" Maple
PT-60M26	Tote Tray	26"H	1-3/4" Maple
PT-60M	Tote Tray	30"H	1-3/4" Maple
PT-62PNB26	Plain	26"H	1-1/4" Natural Birch Plastic Laminate
PT-62PNB*	Plain	30"H	1-1/4" Natural Birch Plastic Laminate
PT-61PNB26	Book Compartment	26"H	1-1/4" Natural Birch Plastic Laminate
PT-61PNB	Book Compartment	30"H	1-1/4" Natural Birch Plastic Laminate
PT-60PNB26	Tote Tray	26"H	1-1/4" Natural Birch Plastic Laminate
PT-60PNB	Tote Tray	30"H	1-1/4" Natural Birch Plastic Laminate
PT-62P26	Plain	26"H	1-1/4" Almond Plastic Laminate
PT-62P*	Plain	30"H	1-1/4" Almond Plastic Laminate
PT-61P26	Book Compartment	26"H	1-1/4" Almond Plastic Laminate
PT-61P	Book Compartment	30"H	1-1/4" Almond Plastic Laminate
PT-60P26	Tote Tray	26"H	1-1/4" Almond Plastic Laminate
PT-60P	Tote Tray	30"H	1-1/4" Almond Plastic Laminate

\* All Fastrak Products Shipped in Five Business Days (Quantity Restrictions: 30 Per Table; 6 Per Cabinet)





## Extra Large Planning Table



A larger model of the plain pedestal table. Designed to be large enough for multiple users to work on projects. The base is constructed of two tapered solid maple pedestal style panel legs and two solid maple truss bars. Available in 1-3/4" solid maple top or 1-1/4" plastic laminate in either birch or almond color. Height option of 30"H or 36"H.

ITEM #	SIZE	TOP
PT-7248M30	72"W x 48"D x 30"H	1-3/4" Maple
PT-7248P30	72"W x 48"D x 30"H	1-1/4" Almond Plastic Laminate
PT-7248PNB30	72"W x 48"D x 30"H	1-1/4" Natural Birch Plastic Laminate
PT-7248M	72"W x 48"D x 36"H	1-3/4" Maple
PT-7248P	72"W x 48"D x 36"H	1-1/4" Almond Plastic Laminate
PT-7248PNB	72"W x 48"D x 36"H	1-1/4" Natural Birch Plastic Laminate



## The Worktop Classic



Designed to provide a structurally sound and completely functional work center. It is constructed of solid maple legs and 13/16" x 4-1/2" solid maple aprons with 13-gauge steel corner braces. The unit has solid 2-1/4" maple legs outfitted with adjustable floor glides and rubber leg boots. The table is finished with an earth-friendly UV finish. The table can be ordered in elementary (26"H) or standard (30"H) height and with an almond colored 1-1/4" plastic laminate or a 1-3/4" maple top.

ITEM #	SIZE	TOP
WX4-M26	26"H	1-3/4" Maple
WX4-P26	26"H	1-1/4" Almond Plastic Laminate
WX4-M*	30"H	1-3/4" Maple
WX4-P*	30"H	1-1/4" Almond Plastic Laminate

\* All Fastrak Products Shipped in Five Business Days (Quantity Restrictions: 30 Per Table; 6 Per Cabinet)

# Drafting Tables



## Work Desk/Table



Provides a sturdy maple base to work on projects. The panel style legs are made of solid maple and have adjustable levelers. The top is 1-1/4" almond colored plastic laminate. The unit can be ordered in three lengths. The 36"W unit has one grommet hole and the 48"W and 60"W units have two grommet holes.

ITEM #	SIZE	TOP
CT-200P36	36"W x 30"D x 27"H	1-1/4" Plastic Laminate
CT-200P48	48"W x 30"D x 27"H	1-1/4" Plastic Laminate
CT-200P60	60"W x 30"D x 27"H	1-1/4" Plastic Laminate

## Planning Desk



A larger model of the plain pedestal table. Designed to be large enough for multiple users to work on projects. The base is constructed of two tapered solid maple pedestal style panel legs and two solid maple truss bars. Available in 1-3/4" solid maple top or 1-1/4" plastic laminate in either birch or almond color. Height option of 30"H or 36"H.

ITEM #	SIZE	TOP
PT-72P	72"W x 30"D x 30"H	1-1/4" Plastic Laminate
PT-72M	72"W x 30"D x 30"H	1-3/4" Maple



## Planning & Layout Bench



Store layouts, paper, pens and more in this versatile planning bench. It has four paper storage drawers, one file drawer and four smaller drawers...fully dovetailed and include locks. Drawer dimensions: One file drawer (15-3/12"W x 19-3/4"D x 10-1/4"H); Four paper drawers (32-5/12"W x 25-3/4"D x 2"H); Four storage drawers (15-3/12"W x 19-3/4"D x 4-1/2"H). It has a fully finished back and is built of maple-veneered plywood with a solid maple apron and legs. It has an earth-friendly UV finish with a 1-1/4" almond colored plastic laminate top.

ITEM #	SIZE	TOP
PLB-201	72"W x 30"D x 37"H	1-1/4" Plastic Laminate

\* All Fastrak Products Shipped in Five Business Days (Quantity Restrictions: 30 Per Table; 6 Per Cabinet)

## Instructor Drafting Table



This attractive instructor's desk is made of solid maple construction with a 3/4" almond colored plastic laminate top. The apron has two storage drawers; one for prints and a second for tools. Both drawers lock. The top adjusts from 0-30 degrees, has a pencil strip and has a soft close feature. Ships partially assembled. The desk is available in two widths (60"W and 72"W) and is 37-1/2"D x 36"H.

ITEM #	TOP SIZE	TOP
IDT-102	60"W Adjustable	3/4" Almond Plastic Laminate
IDT-103	72"W Adjustable	3/4" Almond Plastic Laminate



## Fixed Light Table



A fixed angle (22 degrees) light table for your most important projects. Our light table is made of solid maple and maple veneers. It has a shatter resistant glass insert that gives a maximum diffusion of light with minimum glare and no hot spots. The overall top measures 32"W x 22"D and a lighted surface of 26"W x 17"D. It comes with a 120 volt electrical cord and energy efficient lighting. It includes a pencil ledge and minimal assembly is required. The overall measurements are: 35"H at the front, 43"H at the back, 32"W x 22"D.

ITEM #	TOP STYLE	TOP
LT-3222M	Fixed	Glass

## Adjustable Light Table



We've put fun into drawing with our light table! This table is constructed of a maple hard wood frame and a plastic laminate almond colored top. The shatter-resistant glass inset gives maximum diffusion of light with minimum glare and no hot spots. The top adjusts from 0-30 degrees and is equipped with a soft-close feature and a pencil stop. Easy to plug in (installed 120 volt electrical cord). Four energy efficient fluorescent tubes are included. Overall size: 44"W x 24"D x 39-3/4"H.

ITEM #	TOP STYLE	TOP
LT-4424	Adjustable	Glass



\* All Fastrak Products Shipped in Five Business Days (Quantity Restrictions: 30 Per Table; 6 Per Cabinet)

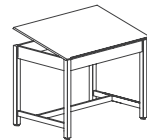


## Drawer Base Drawing Table

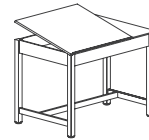


Dedicate a drawer to each class hour with this drawing table. This compact unit has a plywood cabinet and solid maple apron and legs. The unit includes six locking drawers (10-1/2"W x 19-3/4"D x 3-1/4"H) that are master-keyed separately. The drawers are completely finished and dovetailed on all four sides. The unit is finished with an earth-friendly UV finish. Top is 3/4" almond colored plastic laminate, choose from either one-piece fully adjustable top or two-piece top model with a 24" x 24" adjustable side and a 12" x 24" flat, fixed side. Both tops have a pencil stop and include the soft-close feature. The top adjusts from 0 to 30 degrees. Overall size: 36"W x 24"D x 30"H.

ITEM #	TOP STYLE	TOP
DT-4A	1-Piece	3/4" Almond Plastic Laminate
DT-4SA	2-Piece	3/4" Almond Plastic Laminate



A = 1-PIECE TOP



SA = 2-PIECE TOP



DT-1A30



DT-2SA30



DT-9SA37



DT-3SA37

## Drawing Table



This drawing table series is our most popular line of drawing tables. There's a perfect combination to suit everyone's needs. Your choice of 12 different tables: one and two-piece tops, plain apron, two sizes of drawers and two heights. All units have solid 2-1/4" maple legs and aprons with fully adjustable 3/4" almond colored plastic laminate tops with the soft close feature. The top adjusts from 0 to 30 degrees. The one-piece tops measure 36"W x 24"D. The two-piece top

has a 24"W x 24"D adjustable side and a 12"W x 24"D fixed, flat side. The DT-1 models have a large center drawer (20-1/2"W x 18"D x 3"H). The DT-2 and DT-3 models have a small drawer (12"W x 18"D x 3"H) in the center of the apron. The DT-9 model features a plain apron. The units are finished with an earth-friendly UV finish. All models are available in either 30"H or 36"H.

APRON MODEL	1-PIECE TOP (30"H)	2-PIECE TOP (30"H)	1-PIECE TOP (36"H)	2-PIECE TOP (36"H)
Plain	DT-9A30*	DT-9SA30*	DT-9A37*	DT-9SA37*
Small Drawer	DT-2A30	DT-2SA30	DT-3A37	DT-3SA37
Large Drawer	DT-1A30	DT-1SA30	DT-1A37	DT-1SA37

\* All Fastrak Products Shipped in Five Business Days (Quantity Restrictions: 30 Per Table; 6 Per Cabinet)



## Portable Drafting Table



Make any surface a drawing or drafting surface with this portable drafting table. This drawing unit has a 24"W x 20"D drafting surface made of 3/4" almond colored plastic laminate with a PVC edge. Use as a flat surface or position to a 30, 45 or 60 degree angles. The rubber feet keep the maple base from slipping. Front surface has a pencil ledge to hold drawing materials. Folds flat for storage.



ITEM #	TOP STYLE	TOP
PDT-2420	Adjustable	3/4" Almond Plastic Laminate



CDTC-70



DT-60SA



CDTC-71



DT-63SA

## Drawing Table System



The drawing table system lets you choose from 11 table options. Besides the plain model the options include: six drawers, board storage for six, and combination six drawer with board storage. The deluxe model also includes a CPU holder, a monitor arm, keyboard tray, and mouse tray. All units are constructed of solid maple framing and reinforced with 13-gauge steel corner braces. Your choice of a one- or two-piece top made of 3/4" almond colored plastic laminate and equipped with a soft-close feature and a pencil stop. The top adjusts from 0 to 30 degrees. On the one-piece top models, the fully adjustable top measures 42"W x 30". On the two-piece top, the 30"x 30" left side of the top can be fully adjusted and is equipped with a soft-close feature and a pencil stop with a 12"W x 30"D flat top on the right side of the unit. CPU holder dimensions are 23"H x 11" W x 29"D (all adjustable). All the doors and drawers lock, and the drawers are completely finished and dovetailed on all four sides. The board storage models has six (25-1/4"H x 24-3/8"D x 1-1/4"W) spaces for drawing boards. Overall size: 42"W x 30"D x 39-3/4"H.

MODEL	PLAIN	DRAWERS	BOARD STORAGE	DRAWERS & BOARD STORAGE
Basic (1-Piece Top)	DT-30A*	DT-31A	DT-32A	DT-33A
Basic (2-Piece Top)	DT-60SA*	DT-61SA	DT-62SA	DT-63SA
Deluxe (2-Piece Top)	CDTC-70*	CDTC-71	CDTC-72	NA

\* All Fastrak Products Shipped in Five Business Days (Quantity Restrictions: 30 Per Table; 6 Per Cabinet)

# Drafting Tables



## Large Drawer Base Drawing Table



This deluxe unit has a plywood cabinet and solid maple apron and legs. Base includes six locking drawers (20-1/2" x 19-3/4"D), master-keyed separately. The drawers are completely finished and dovetailed on all four sides. The almond colored plastic laminate 2-piece 3/4" top has an adjustable side (33"W x 32-1/2"D) and a flat reference side (15"W x 32-1/2"D). Adjustable side has a pencil stop and includes the soft-close feature. The top adjusts from 0 to 30 degrees. The unit is finished with an earth-friendly UV finish. Overall size: 48"W x 32-1/2"D x 39-3/4"H.

ITEM #	TOP STYLE	TOP
DT-8A	2-Piece	3/4" Almond Plastic Laminate

## Four-Station Drawing Table



Designed for convenience in art and drafting areas. Unit includes four adjustable drawing areas (26"W x 20"D), each with a pencil stop. Under the drawing areas there are four spaces provided to store up to 18"x24" drawing boards, supplies, laptops and tools. The apron and legs are constructed of solid maple and finished with an earth-friendly UV finish. To is 3/4" almond-color plastic laminate. Overall size: 84"W x 48"D x 30"H.

ITEM #	TOP STYLE
DT-90PL	4-Piece Adjustable



## Two-Station Drawing Table W/Six Drawers



Plywood cabinet with solid maple apron and legs make this the perfect table for everyday use by two students. Center cabinet has six dovetailed locking drawers (10-1/2"W x 19-3/4"D x 3-1/4"H), master-keyed separately and a book compartment (11"W x 22"D x 5"H). It has two fully adjustable 3/4" almond colored plastic laminate tops (24"W x 24"D) and a fixed reference area in the middle (12"W x 24"D). The adjustable top is furnished with a soft-close and a pencil stop. The top adjusts from 0 to 30 degrees. The unit is finished with an earth-friendly UV finish. Overall size: 60"W x 24"D x 36"H.

ITEM #	TOP STYLE
DTA-21A	Adjustable Plastic Laminate

\* All Fastrak Products Shipped in Five Business Days (Quantity Restrictions: 30 Per Table; 6 Per Cabinet)

## Two-Station Drawing Table



DT-80A

Provides drawing space for two students and storage for multiple classes. This compact unit has a plywood cabinet and solid maple aprons and legs. Choose from six or eight locking (master keyed separately) drawers (20-1/2"W x 19-3/4"D) that are completely finished and dovetailed on all four sides. The top is a 3/4" almond colored plastic laminate. There are two fully adjustable drawing areas (28"W x 32-1/2"D) with pencil stops and soft close. There is also a fixed reference area in the middle (14"W x 32-1/2"D), which provides an area for palettes and papers. The top adjusts from 0-30 degrees. The apron and legs are of solid maple and finished with an earth-friendly UV finish. Overall size: 70"W x 32-1/2"D x 39-3/4"H.

ITEM #	DRAWER STYLE	TOP
DT-80A	Six	3/4" Almond Plastic Laminate
DT-82A	Eight	3/4" Almond Plastic Laminate



DT-82A



Monitors, computers, and keyboards are not included)

## Two-Station CPU Table



We've taken one of our most popular drafting tables and doubled it up. This two student drawing table is made of solid maple aprons, stretchers and legs. It has two adjustable 3/4" almond colored plastic laminate tops, which measure 30" x 30" and a fixed reference area in the middle for supplies that measures 24"W x 30"D.

The drawing tables adjustable surface includes a pencil ledge and a soft-close safety feature. The drafting table also includes two CPU holders, two keyboard trays and a flat panel monitor arm that holds two 15"-17" monitors.

ITEM #	TOP STYLE	TOP	SIZE
CDTC-73	Adjustable	3/4" Almond Plastic Laminate	84"W x 30"D x 39-3/4"H

\* All Fastrak Products Shipped in Five Business Days (Quantity Restrictions: 30 Per Table; 6 Per Cabinet)

# Drafting Tables



CDTC-1VTM UDK (Tower Model)

CDTC-1 Desktop Model  
(W/Optional Vyco & Ruler)



## Adjustable Drafting/Drawing Table



Our top selling table for drafting and computer generated art use. Designed for rooms with limited space options, this table is perfect for drafting, graphic art and CAD. The solid maple pedestal legs support this sturdy table. A rear shelf (9-7/8"D x 42"W) can hold a computer monitor. The 42"W x 30"D adjustable 3/4" almond colored plastic laminate top has a soft close feature and includes a pencil stop. The unit can be ordered with a CPU holder or with locking storage for either a desktop or tower model computer. Other options include: Flat panel monitor arm, stationary monitor platform, and factory installed under-desk keyboard tray, Vyco cover board and parallel straight rule. Fully assembled. Overall size: 42"W X 40"D X 30"H.

TOWER MODEL	DESKTOP/LAPTOP MODEL	OPTION
CDTC-1VT	CDTC-1	Table Only
CDTC-1VT UDK	CDTC-1 UDK	w/Keyboard Tray
CDTC-1VTSP	CDTC-1SP	w/Stationary Platform
CDTC-1VTM	CDTC-1M	w/Flat Panel Monitor Arm
CDTC-1VTSP UDK	CDTC-1SP UDK	w/Keyboard Tray & Stationary Platform
CDTC-1VTM UDK	CDTC-1M UDK	w/Keyboard Tray & Flat Panel Monitor Arm
2201-42	42" Parallel Straight Edge Ruler (See page 26)	
VBC44-5	Vyco Board Cover (See page 26)	

## Art/Cad Table



Designed to meet limited space and meeting budget requirements, this Art/Cad table is the perfect solution. The base is constructed of select hardwoods and the 48"W x 36"D top is 1-1/4" almond colored plastic laminate with 3 mm PVC edging. The pedestal legs and truss bars prevent the unit from tipping over easily. Unit comes with a keyboard tray, mouse tray and CPU Holder. An optional flat panel monitor arm is available. Overall size: 48"W x 36"D x 30"H.



CDTC-60 (w/Flat Panel Arm Option)

ITEM #	PRODUCT	TOP
CDTC-60	Art/CAD Table	1-3/4" Almond Plastic Laminate
MEA-FP	Flat Panel Monitor Arm	--

\* All Fastrak Products Shipped in Five Business Days (Quantity Restrictions: 30 Per Table; 6 Per Cabinet)



## ALTD-1

Our adaptable drawing table's height adjusts in 2 cm increments from 27-3/4" to 39"H (42" with included spacer) in seconds, making it great for people that like to work at different heights. The art/drafting/graphics table is made for one student or teacher application. This 3/4" almond colored plastic laminate top comes with one adjustable side (42" x 30") and one fixed (18" x 30") side. The adjustable side is great for drawing, while the fixed side works well for laptop or tabletop use. Pencil stop included on adjustable top side. Overall size: 60"W x 30"D.

ITEM #	TOP STYLE	TOP
ALTD1-6030	2-Piece Adjustable & Fixed	3/4" Almond Plastic Laminate



## ALTD-2

Fully adjustable two-station art/drafting/graphics table able to accommodate both elementary children through adults. This table comes with two (30" x 30") adjustable 3/4" almond colored plastic laminate tops—one or both sides of the table can remain flat or at an angle. Both sides include a pencil stop. The unique design of the leg allows you to adjust the height of the table in less than 30 seconds without the use of tools. The table adjusts from 27-3/4" to 39"H (42" with included spacer) in 2 cm increments. Pencil stop included on hinge side of top. Overall size is 60"W x 30"D.

ITEM #	TOP STYLE	TOP
ALTD2-6030	2-Piece Adjustable	3/4" Almond Plastic Laminate

## ALTD-3

Fully adjustable two-station art/drafting/ graphics table is designed with two (24" x 30") adjustable tops, and also includes a stationary flat surface across the back to set a flat panel computer monitor. Both sides of the adjustable 3/4" almond colored plastic laminate tops include a pencil stop. Accommodates both elementary and high school students. The powder-coated legs adjust in 2 cm increments in seconds without the use of tools. Height adjusts from 27-3/4"-39"H (42" with included spacer). Overall size is 60"W x 30"D.

ITEM #	TOP STYLE	TOP
ALTD3-6030	3-Piece Adjustable & Fixed	3/4" Almond Plastic Laminate



\* All Fastrak Products Shipped in Five Business Days (Quantity Restrictions: 30 Per Table; 6 Per Cabinet)



## Test Dividers

Looking for a way to make your multi-student tables work for testing situations? These test dividers are an easy solution. The dividers easily clip on to any tabletop and provide just the right amount of privacy for test taking. The panel is made of a sturdy black plastic, which provides a dense, private divider. The resin clip holds the panel in an upright position and slips easily onto the edge of your table. Sold in a set of 3. The dividers measure: 14"W x 1/4"D x 19-1/2"H.

ITEM #	PRODUCT
253244	Test Dividers (Set of 3)

## Elliptical Monitor Arm


Monitor arms save up to 40% of desk space! The elliptical monitor arm is designed to reduce the amount of desk space taken up by monitors. It frees up the space underneath, behind and around monitors. Monitor arms make it easy to move screens out of the way when they're not being used giving more flexibility to work. In new or renovated environments, our monitor arm allows for smaller desks and more workstations per square foot, which translates into greater savings in real estate costs. Holds up to 17" flat screens. Extends 13-7/8". Color: Silver



ITEM #	PRODUCT
MEA-FP	Flat Panel Monitor Arm

## VYCO Board Cover

Durable, versatile, easy-to-install 5 ply VBC plastic board cover for the cover of drafting tables, drawing boards and other heavily used surfaces. Compass points, tacks and hard pencil impressions will not mar VYCO-protected surfaces, guaranteed self-sealing surface recovers almost immediately. The perfect, smooth, stain-resistant working surface for all drawing boards, tables and desks and easy to clean with damp cloth or sponge. Preserves and protects expensive furniture against mars, scars, cuts, dents, and prolongs the life of new boards. Will not deteriorate, discolor or crack. This mint green cover fits the CDTC series perfectly at 42"W x 31"H.




ITEM #	PRODUCT
VBC44-5	VYCO Board Cover Only
237256	VYCO Board Cover Installed (Need To Indicate On Orders)

## Rubber Base Molding / Metal Corners

4"H black rubber base molding used to present a finished look to a base cabinet. Must be glued to the toe kick; sold by the foot. Metal corners are sold separately as a set of two with screws.

ITEM #	PRODUCT
100283	Rubber Base Molding
206513	Metal Corners w/Screws



## Parallel Straight Edge Rule

Integral comfort grip bar controls straightedge movement. The brushed aluminum surface resists perspiration stains and corrosion and provides a convenient pencil ledge, as well. The "floating" roller movement enables draftsmen to move the straight edge with minimal effort and then lock it in place.

ITEM #	PRODUCT	SIZE
2201-42	Parallel Straight Edge Rule	42"W x 4"D x 2"H

\* All Fastrak Products Shipped in Five Business Days (Quantity Restrictions: 30 Per Table; 6 Per Cabinet)



## Open-Style Wood Workbench



This workbench has a large work surface and plenty of open storage space on the maple plywood lower shelf. The base is constructed of solid 2-1/4" maple legs and frame. The top is 2-1/4" thick maple; 2-person (28" x 64" top); 4-person (54" x 64"). Can be ordered with or without black vises. Vises will need to be installed on site. The unit height is 31-1/4"H.

# VISES	TWO-STATION	FOUR-STATION
0	WW2-0V	WW4-0V*
1	WW2-1V	N/A
2	WW2-2V	WW4-2V
4	N/A	WW4-4V*



## Wood Workbench



Solid maple legs and stringers combined with maple plywood shelves combine to make the perfect wood bench for any shop. Customize this wood bench to meet your needs by choosing between four lengths (48", 60", 72", 96"), three depths (24", 30", 36") and two tops (1-3/4" thick and 2-1/4" thick maple). The 1-3/4" top unit is 30-3/4"H and the 2-1/4" top unit is 31-1/4"H.

SIZE	1-3/4" MAPLE TOP	2-1/4" MAPLE TOP
48"W x 24"D	W-4824L	W-4824
60"W x 24"D	W-6024L	W-6024
72"W x 24"D	W-7224L	W-7224
96"W x 24"D	W-9624L	W-9624
48"W x 30"D	W-4830L	W-4830
60"W x 30"D	W-6030L	W-6030

SIZE	1-3/4" MAPLE TOP	2-1/4" MAPLE TOP
72"W x 30"D	W-7230L	W-7230
96"W x 30"D	W-9630L	W-9630
60"W x 36"D	W-6036L	W-6036
72"W x 36"D	W-7236L	W-7236
96"W x 36"D	W-9636L	W-9636

\* All Fastrak Products Shipped in Five Business Days (Quantity Restrictions: 30 Per Table; 6 Per Cabinet)



## Open Style Auxiliary Workbench



Designed for use against the wall, this series of workbenches provides the durability of hard maple tops with the functionality of open shelves. Constructed of solid maple legs, a plywood shelf with a back curb and 2-1/4" solid maple top. The 24" deep wall unit comes with an angle iron front edge and a 4" rear maple curb. The unit is finished with an earth-friendly UV finish. Available in four lengths and two heights.

LENGTH	SHELF	# LEGS	31-1/4"H	37-1/4"H
6'	6'	4	A32-6W	A37-6W
8'	8'	4	A32-8W	A37-8W
10'	10'	6	A32-10W	A37-10W
12'	12'	6	A32-12W	A37-12W



## Glue & Stain Bench



This sturdy unit provides functional space for gluing and staining. Constructed with solid maple framing. 1-1/4" plywood top and edges are covered with grey powder-coated galvanized steel top. One side has 8 sets of pegs for mounting (bar clamps not included). Shelf measures 48"W x 16"D and has a 4" rear curb. Can be ordered with or without casters.

ITEM #	STYLE
GSB-6024	60"W x 24"D x 32"H
MGSB-6024 (Mobile)	60"W x 24"D x 35"H

\* All Fastrak Products Shipped in Five Business Days (Quantity Restrictions: 30 Per Table; 6 Per Cabinet)





(Shown with Drip Pan)

## Side Clamp Bench



This table is made to accept bar clamps and to provide an area for both gluing projects and clamp storage. The top is open and includes 17 sets of 3/4" wide grooves which accept bar clamps three feet and over. These grooves are cut into heavy gauge steel rail. The lower center rail is adaptable for storage of hand screws and "C" clamps. The base is made of solid maple and finished with an earth-friendly UV finish. Can also be ordered without a drip pan. Overall size: 72"W x 36"D x 32"H.

ITEM #	STYLE
GCT-7236	Bench only
GCT-DP	Bench w/Drip Pan



## Miter Box Bench



Keep your wood pieces flat while you cut miters. This bench holds up to a 26"W miter saw (not included) has a 1-1/2" ShopTop® work surface (24"W x 24"D ) on either side of the saw that can be adjusted to match the height of your saw. Solid maple unit is finished with an earth-friendly UV finish.

ITEM #	SIZE	TOP
MBB-7224	72"W x 24"D x 33-1/2"H	1-1/2" ShopTop®

\* All Fastrak Products Shipped in Five Business Days (Quantity Restrictions: 30 Per Table; 6 Per Cabinet)



See Page 34

## Steel Workbench



Base consists of sturdy heavy gauge steel legs with stringers. Available in black or gray and with or without vises. Choose between two-station and four-station units. Top is constructed of 2-1/4" maple. Two-station measures: 64"W x 28"D x 32-1/4"H. Four-station measures: 64"W x 54"D x 32-1/4"H.

PRODUCT	# VISES	BLACK	GREY
Two-Station	0	WBML-BL2-0V	WBML2-0V*
Two-Station	1	WBML-BL2-1V	WBML2-1V*
Two-Station	2	WBML-BL2-2V	WBML2-2V*
Four-Station	0	WBML-BL4-0V	WBML4-0V*
Four-Station	4	WBML-BL4-4V	WBML4-4V*
Four-Station	0	WBML-BL4S-0V	WBML4S-0V
Four-Station	4	WBML-BL4S-4V	WBML4S-4V



## Industrial Steel Benches



Constructed of heavy Gauge steel members which can be combined in a number of ways using any one of 3 tops, lower shelf, back and end stops. A wide variety of sizes is possible. Legs are welded construction with floor feet and include a three quarter deep lower shelf and rear stringer. Color: gray. Choose from three tops: 12 gauge steel top wrapped over 2" thick core, 1-3/4" maple top, or 2-1/4" maple top. Height varies with top selected.

SIZE	STEEL W/WOOD CORE (32"H)	1-3/4" MAPLE (31-3/4"H)	2-1/4" MAPLE (32-1/4"H)
48"W x 24"D	--	--	MLB-4309
60"W x 24"D	MLB-2310	MLB-4310	--
72"W x 24"D	MLB-2311	MLB-4311	--
96"W x 24"D	--	--	MLB-4312
48"W x 30"D	MLB-1113	--	MLB-4313
60"W x 30"D	MLB-1114	MLB-2314	MLB-4314
72"W x 30"D	MLB-1115	MLB-2315	MLB-4315
96"W x 30"D	MLB-1116	MLB-2316	MLB-4316
60"W x 36"D	MLB-2317	MLB-4317	--
72"W x 36"D	MLB-2318	MLB-4318	--
96"W x 36"D	--	MLB-2319	MLB-4319

\* All Fastrak Products Shipped in Five Business Days (Quantity Restrictions: 30 Per Table; 6 Per Cabinet)



AMT-6030M (Shown with Optional Shelf & Casters)



AMT-6030S

## Fab-Lab Workbench



Flexibility is the key component of this workbench. The bench is perfect for Makerspaces and Fab-Labs. It can be adjusted in height from 25-1/2"H to 35-1/2"H. Add the optional 5" locking casters and you'll add another 6" in height. The legs are 12 gauge steel and have 14 gauge stringers for strength and stability. The steel base is finished with a gray baked enamel finish. The static weight capacity is 1400 lbs. without casters and 1000 lbs. with casters added, proving just what a work horse this bench is! Need storage? Add the 14 gauge 12"D shelf. Choose from a 1-3/4" maple work surface or the 1-1/2" ShopTop®. The bench is 30"D and available in three lengths: 60"W, 72"W or 96"W.

ITEM #	PRODUCT	SIZE	TOP
AMT-6030S	Fab-Lab Workbench	60"W	1-1/2" ShopTop®
AMT-6030M	Fab-Lab Workbench	60"W	1-3/4" Maple
AMT-7230S	Fab-Lab Workbench	72"W	1-1/2" ShopTop®
AMT-7230M	Fab-Lab Workbench	72"W	1-3/4" Maple
AMT-9630S	Fab-Lab Workbench	96"W	1-1/2" ShopTop®
AMT-9630M	Fab-Lab Workbench	96"W	1-3/4" Maple
252208	Casters, Set of 4	N/A	N/A
252205	60"W Shelf for Workbench	N/A	N/A
252206	72"W Shelf for Workbench	N/A	N/A
252207	96"W Shelf for Workbench	N/A	N/A

\* All Fastrak Products Shipped in Five Business Days (Quantity Restrictions: 30 Per Table; 6 Per Cabinet)

## Locker Base



Base consists of heavy gauge steel unit, 1-section construction with reinforced 20-gauge side panels. Door has spring hinges, padlock hasp & knockout plug for A1:T3096 lock. This unit also has 1 adjustable shelf. These are available in gray or black.



STYLE	LOCKER SIZE	OPENING SIZE	GREY	BLACK
Single door w/adjustable shelf	18"W x 21"D x 31"H	18"W x 21"D x 31"H	LB-D1	LB-D1BK
Two Vertical Lockers	12"W x 21"D x 31"H	12"W x 21"D x 15"H	LB-2	LB-2B
Two Horizontal Lockers	18"W x 21"D x 31"H	18"W x 21"D x 15"H	LB-B2	LB-B2BK
Three Horizontal Lockers	18"W x 21"D x 31"H	18"W x 21"D x 10"H	LB-6A3	LB-6A3BK
Six Vertical Lockers	36"W x 21"D x 31"H	12"W x 21"D x 15"H	LB-6B	LB-6B
Double Door w/adjustable shelf	36"W x 21"D x 31"H	36"W x 21"D x 31"H	LB-D2	LB-D2BK
Six Horizontal Lockers	36"W x 21"D x 31"H	18"W x 21"D x 10"H	LB-6A	LB-6ABK
Four Horizontal Lockers	36"W x 21"D x 31"H	18"W x 21"D x 15"H	LB-B4	LB-B4BK



## Wall Benches II



This series offers 1-3/4" maple tops and 4 bench lengths and 3 locker styles to choose from. The all-welded, 1-section construction has reinforced side panels (20-gauge). Locker doors (18-gauge) have air vents, spring hinges, padlock hasp & knockout plug for cylinder lock. Choose between vertical lockers, horizontal lockers or double door bases. Your choice of black or gray baked enamel finish. Counter tops need to be attached during assembly. 32-3/4"H.

STYLE	TOP SIZE	OPENING SIZE	OPENING #	GREY	BLACK
Vertical Lockers	6'W X 2'D	12"W x 21"D x 15"H	10	MA6-6L	MA6-6LBK
Vertical Lockers	8'W X 2'D	12"W x 21"D x 15"H	14	MA6-8L	MA6-8LBK
Vertical Lockers	10'W X 2'D	12"W x 21"D x 15"H	18	MA6-10L	MA6-10LBK
Vertical Lockers	12'W X 2'D	12"W x 21"D x 15"H	22	MA6-12L	MA6-12LBK
Horizontal Lockers	6'W X 2'D	18"W x 21"D x 10"H	9	MA6A-6L	MA6A-6LBK
Horizontal Lockers	8'W X 2'D	18"W x 21"D x 10"H	15	MA6A-8L	MA6A-8LBK
Horizontal Lockers	10'W X 2'D	18"W x 21"D x 10"H	18	MA6A-10L	MA6A-10LBK
Horizontal Lockers	12'W X 2'D	18"W x 21"D x 10"H	21	MA6A-12L	MA6A-12LBK
Double Door	6'W X 2'D	--	2	MAD2-6L	MAD2-6LBK
Double Door	8'W X 2'D	--	2	MAD2-8L	MAD2-8LBK
Double Door	10'W X 2'D	--	3	MAD2-10L	MAD2-10LBK
Double Door	12'W X 2'D	--	4	MAD2-12L	MAD2-12LBK

\* All Fastrak Products Shipped in Five Business Days (Quantity Restrictions: 30 Per Table; 6 Per Cabinet)





### Four-Station Steel Workbench



Base consists of a double-faced heavy gauge steel unit, welded and riveted throughout. The unit provides 12 vertical locker openings which measure 12"W x 21"D x 15"H. Vented doors have spring loaded hinges, padlock hasp, and knockout plug for cylinder locks. Top is constructed of 2-1/4" maple. Available with or without four vises and in either gray or black base units. Overall size: 64"W x 54"D x 33-1/4"H.

ITEM #	STYLE
WB12-0V*	Grey w/0 Vises
WB12-4V*	Grey w/4 Vises
WB12BL-0V	Black w/0 Vises

ITEM #	STYLE
WB12BL-4V	Black w/4 Vises
CL-M	Cylinder Locks for Doors



### Four-Station Steel Workbench



Base consists of a double-faced heavy gauge steel unit, welded and riveted throughout. The unit provides 12 horizontal locker openings which measure 18"W x 21"D x 10"H. Vented doors have spring loaded hinges, padlock hasp, and knockout plug for cylinder locks. Top is constructed of 2-1/4" maple. Available with or without four vises. Available in gray or black base units. Overall size: 64"W x 54"D x 33-1/4"H.

ITEM #	STYLE
WB12A-0V	Grey w/0 Vises
WB12A-4V	Grey w/4 Vises
WB12ABL-0V	Black w/0 Vises

ITEM #	STYLE
WB12ABL-4V	Black w/4 Vises
CL-ML	Cylinder Locks for Doors

\* All Fastrak Products Shipped in Five Business Days (Quantity Restrictions: 30 Per Table; 6 Per Cabinet)



## Four-Station Steel Workbench



Base consists of a double-faced heavy gauge steel unit, welded and riveted throughout. The unit provides two door units. Each side has double swing doors with cylinder lock mounted in a chrome handle with two point locking device and one adjustable shelf. Top is constructed of 2-1/4" maple. Available with or without four vises. Available in either gray or black base units. Overall size: 64"W x 54"D x 33-1/4"H.

ITEM #	STYLE
WB2-0V	Grey w/0 Vises
WB2-4V	Grey w/4 Vises

ITEM #	STYLE
WB2BL-0V	Black w/0 Vises
WB2BL-4V	Black w/4 Vises

## Heavy-Duty Woodworker's Vise

Solid steel dog in the front jaw, when used in conjunction with a bench stop, allows oversize work to be held securely on the bench top. Machined, toed-in jaws provide a solid grip, while steel no-pinch handles provide adequate clamping pressure. The front and back jaws are drilled and tapped or counter-sunk holes to allow for optional wood facing. Vises easily fit any bench up to 3" thick. Installation template included.



ITEM #	PRODUCTS
234708	Vise

## Bench Vise

This sturdy vise is a 4-1/2-Inch swivel base vise is ideal for the Robotics Bench. The vise is cast iron featuring steel vise jaws, threaded spindle assembly and a chrome lockdown. The vise can be rotated up to 240-Degree on its base for work positioning. The built in pipe jaws allow holding small pipes and tubes ranging in diameter from 0.6"D to 1.85"D. The vise is painted with a durable blue powder coat.



ITEM #	PRODUCT
251909	Vise

## Four-Station Steel Workbench



Base consists of a double-faced heavy gauge steel unit, welded and riveted throughout. The unit provides 8 horizontal locker openings which measure 18"W x 21"D x 15"H. Vented doors have spring loaded hinges, padlock hasp, and knockout plug for cylinder locks. Top is constructed of 2-1/4" maple. Available with or without four vises. Available in either gray or black base units. Overall size: 64"W x 54"D x 33-1/4"H.

ITEM #	STYLE
WB4-0V	Grey w/0 Vises
WB4-4V	Grey w/4 Vises
WB4BL-0V	Black w/0 Vises

ITEM #	STYLE
WB4BL-4V	Black w/4 Vises
CL-ML	Cylinder Locks for Doors



## Two-Station Steel Workbench



Base consists of a single-faced heavy gauge steel unit, welded and riveted throughout. The unit provides six horizontal locker openings which measure 18"W x 21"D x 10"H. Vented doors have spring loaded hinges, padlock hasp, and knockout plug for cylinder locks. Top is constructed of 2-1/4" maple. Available with or without vises. Available in either gray or black base unit. Overall size: 64"W x 28"D x 33-1/4"H.



ITEM #	STYLE
WB6A-0V	Grey w/0 Vises
WB6A-1V	Grey w/1 Vise
WB6A-2V	Grey w/2 Vises
WB6ABL-0V	Black w/0 Vises

ITEM #	STYLE
WB6ABL-1V	Black w/1 Vise
WB6ABL-2V	Black w/2 Vises
CL-ML	Cylinder Locks for Doors



## Two-Station Wood Workbench



Single faced unit has a cabinet with doors and an adjustable shelf. The locking doors have pulls and are hung on five knuckle institutional hinges. The base of the unit is constructed of solid maple and maple veneers. The 2-1/4" thick top is hard maple. The unit is finished with an earth-friendly UV finish. Unit can be ordered with or without vises. Overall size: 64"W x 28"D x 31-1/4"H.

ITEM #	STYLE
WW231-0V	Bench Only
WW231-1V	Bench w/1 Vise
WW231-2V	Bench w/2 Vises

## Two-Station Wood Workbench



Single faced unit has two doors and drawers. The locking drawers are fully dovetailed and roll easily on epoxy coated glides. The locking doors have pulls and are hung on five knuckle institutional hinges. The base of the unit is constructed of solid maple and maple veneers. The 2-1/4" thick top is hard maple. The unit is finished with an earth-friendly UV finish. Unit can be ordered with or without vises. Overall size: 64"W x 28"D x 31-1/4"H.

ITEM #	STYLE
WW232-0V	Bench Only
WW232-1V	Bench w/1 Vise
WW232-2V	Bench w/2 Vises



\* All Fastrak Products Shipped in Five Business Days (Quantity Restrictions: 30 Per Table; 6 Per Cabinet)



ITEM #	STYLE
WBD2-0V	Grey w/0 Vises
WBD2-1V	Grey w/1 Vise
WBD2-2V	Grey w/2 Vises

## Two-Station Steel Workbench



Base consists of a single-faced heavy gauge steel unit, welded and riveted throughout. The unit provides two door units. Unit has double swing doors with cylinder lock mounted in a chrome handle with two point locking device and one adjustable shelf. Top is constructed of 2-1/4" maple. Available with or without vises. Available in either gray or black base unit. Overall size: 64"W x 28"D x 33-1/4"H.

ITEM #	STYLE
WBD2BL-0V	Black w/0 Vises
WBD2BL-1V	Black w/1 Vise
WBD2BL-2V	Black w/2 Vises

## Two-Station Steel Workbench



Base consists of a single-faced heavy gauge steel unit, welded and riveted throughout. The unit provides four horizontal locker openings which measure 18"W x 21"D x 15"H. Vented doors have spring loaded hinges, padlock hasp, and knockout plug for cylinder locks. Top is constructed of 2-1/4" maple. Available with or without vises. Available in either gray or black base unit. Overall size: 64"W x 28"D x 33-1/4"H.

ITEM #	STYLE
WBB4-0V	Grey w/0 Vises
WBB4-1V	Grey w/1 Vise
WBB4-2V	Grey w/2 Vises
WBB4BL-0V	Black w/0 Vises



ITEM #	STYLE
WBB4BL-1V	Black w/1 Vise
WBB4BL-2V	Black w/2 Vises
CL-ML	Cylinder Locks for Doors



ITEM #	STYLE
WB6-0V	Grey w/0 Vises
WB6-1V	Grey w/1 Vise
WB6-2V	Grey w/2 Vises
WB6BL-0V	Black w/0 Vises

## Two-Station Steel Workbench



Base consists of a single-faced heavy gauge steel unit, welded and riveted throughout. The unit provides six vertical locker openings which measure 12"W x 21"D x 15"H. Vented doors have spring loaded hinges, padlock hasp, and knockout plug for cylinder locks. Top is constructed of 2-1/4" maple. Available with or without vises. Available in either gray or black base unit. Overall size: 64"W x 28"D x 33-1/4"H.

ITEM #	STYLE
WB6BL-1V	Black w/1 Vise
WB6BL-2V	Black w/2 Vises
CL-ML	Cylinder Locks for Doors





### Four-Station Wood Workbench



Double faced unit has a cabinet with doors and an adjustable shelf on each side. The locking doors have pulls and are hung on five knuckle institutional hinges. The base of the unit is constructed of solid maple and maple veneers. The 2-1/4" top is hard maple. The unit is finished with an earth-friendly UV finish. Unit can be ordered with or without vises. Overall size: 64"W x 54"D x 31-1/4"H.

ITEM #	STYLE
WW31-0V	Bench Only
WW31-4V	Bench w/4 vises



### Four-Station Wood Workbench



Double faced unit has four doors and drawers. The locking drawers are fully dovetailed and roll easily on epoxy coated glides. The locking doors have pulls and are hung on five knuckle institutional hinges. The base of the unit is constructed of solid maple and maple veneers. The 2-1/4" thick top is hard maple. The unit is finished with an earth-friendly UV finish. Unit can be ordered with or without vises. Overall size: 64"W x 54"D x 31-1/4"H.

ITEM #	STYLE
WW32-0V	Bench Only
WW32-4V	Bench w/4 Vises

\* All Fastrak Products Shipped in Five Business Days (Quantity Restrictions: 30 Per Table; 6 Per Cabinet)

## Four-Station Wood Workbench



Twelve vertical locker openings with doors (six on each side) have room for backpacks and other items. Openings measure 11"W x 21"D x 11-1/8"H. The locking doors have pulls and are hung on five knuckle institutional hinges. The base of the unit is constructed of solid maple and maple veneers. The 2-1/4" top is hard maple. The unit is finished with an earth-friendly UV finish. Unit can be ordered with or without vises. Overall size: 64"W x 54"D x 31-1/4"H.

ITEM #	STYLE
WW12-0V	Bench Only
WW12-4V	Bench w/4 Vises



## Duo Storage Workbench



This workbench is perfect for storing different types of items. The art bench is designed to be used by four people and has a 64"W x 54"D x 2-1/4" maple top. One side of the workbench has storage for flat items, like paper or metal sheets. The six locking drawers are dovetailed and have full extension glides. The inside drawer dimensions are: 32"W x 22"D x 1-3/8"H. The opposite side of the workbench has two locking doors with an adjustable shelf inside the storage cabinet. Can be ordered with or without 4 vises. Overall size: 64"W x 54"D x 31-1/4"H.

ITEM #	# OF VISES
WW33-0V	0 Vise
WW33-4V	4 Vises



Stake Plate

## Sheet Metal Bench



This bench is constructed of solid maple legs and stringers, and plywood shelves and is designed to provide open storage of 30" metal sheets. The top is 2-1/4" maple and protected on two long edges with 2" x 2" angle iron. The unit can be ordered with none, one or two stake plates. Overall size; 40"D x 31-1/4"H and your choice of 60"W or 96"W.

# STAKE PLATES	60"W	96"W
0	SMB-540	SMB-840
1	SMB-540A	SMB-840A
2	SMB-540B	SMB-840B

## Storage Cabinet Tables

Storage Cabinet Tables are constructed of solid oak and hardwood veneers, this table features a center cabinet with lock, and rubber base molding. This table is available with plain or book compartment aprons and comes in both single (2-student) and double faced (4-student) models. The center cabinet is available with two locking drawers or as a plain base cabinet with adjustable shelf. These tables are designed for use at sitting height. They are finished with a chemical resistant, earth-friendly UV finish. This unit is available with our complete line of top materials to satisfy every requirement or budget.



2-STUDENT SINGLE	WEIGHT	4-STUDENT DOUBLE	WEIGHT	APRON	CABINET	TOP
2101K	265 lbs.	2301K	380 lbs.	Plain	Plain	1-1/4" Plastic Laminate
C2101K	275 lbs.	C2301K	400 lbs.	Compartment	Plain	1-1/4" Plastic Laminate
2201K	275 lbs.	2401K	400 lbs.	Plain	Drawers	1-1/4" Plastic Laminate
C2201K	275 lbs.	C2401K	410 lbs.	Compartment	Drawers	1-1/4" Plastic Laminate
2102K	265 lbs.	2302K	380 lbs.	Plain	Plain	1-1/4" ChemGuard
C2102K	275 lbs.	C2302K	400 lbs.	Compartment	Plain	1-1/4" ChemGuard
2202K	275 lbs.	2402K	400 lbs.	Plain	Drawers	1-1/4" ChemGuard
C2202K	275 lbs.	C2402K	410 lbs.	Compartment	Drawers	1-1/4" ChemGuard
2104K	316 lbs.	2304K	443 lbs.	Plain	Plain	3/4" Solid Phenolic
C2104K	326 lbs.	C2304K	463 lbs.	Compartment	Plain	3/4" Solid Phenolic
2204K	330 lbs.	2404K	463 lbs.	Plain	Drawers	3/4" Solid Phenolic
C2204K	335 lbs.	C2404K	468 lbs.	Compartment	Drawers	3/4" Solid Phenolic
2106K	340 lbs.	2306K	500 lbs.	Plain	Plain	1" Epoxy Resin
C2106K	350 lbs.	C2306K	520 lbs.	Compartment	Plain	1" Epoxy Resin
2206K	350 lbs.	2406K	520 lbs.	Plain	Drawers	1" Epoxy Resin
C2206K	355 lbs.	C2406K	525 lbs.	Compartment	Drawers	1" Epoxy Resin



### SINGLE FACE UNIT (66"W X 24"D X 30"H)

- 1 Single-Faced Cabinet (24"W x 22"D x 29"H)
- 2 Book Compartments (12"W x 13"D x 3"H)
- 2200 Model: 2 Drawers Unit (11-1/2"W x 18"D x 5-1/2"H)
- 2100 Model: Cabinet Base Unit w/full door have an adjustable shelf, with a 40 lb. capacity per sq. foot.

### DOUBLE FACE UNIT (66"W X 42"D X 30"H)

- 1 Double-Faced Cabinet (24"W x 40"D x 29"H)
- 4 Book Compartments Unit (12"W x 13"D x 3"H)
- 2400 Model: 4 Drawer Unit (11-1/2"W x 18"D x 5-1/2"H)
- 2300 Model: Cabinet Base Unit w/full door have an adjustable shelf, with a 40 lb. capacity per sq. foot.

\* All Fastrak Products Shipped in Five Business Days (Quantity Restrictions: 30 Per Table; 6 Per Cabinet)



C2716K



C2516K



(C2726K)

Two-student island workstations are fitted together to form a continuous row of workstations.

## Two-to-Eight Student Island Workstations



Single faced tables that provide a fully equipped science center from two to eight students. Each unit is constructed of solid oak, and hardwood veneers. The single faced units contain a solid epoxy resin sink (12" x 8" x 6"H) along with cold water faucets for every two students. Every unit contains enough gas cocks for each student along with GFI AC duplex electrical receptacles, rod sockets and book compartments. All units contain locks for the drawers and doors. Choose from models with a full cupboard only or a half cupboard and dovetailed drawers. Can be ordered without sink, fixtures and rod sockets. They are finished with a chemical resistant, earth-friendly UV finish. Single face two-student unit measures 66"W x 30"D x 36"H. Add 66" in width for each additional two students. Your choice of 1" solid epoxy resin or 3/4" phenolic resin tops.

W/SINK FIXTURES & ROD SOCKETS	W/O SINK FIXTURES & ROD SOCKETS	STUDENTS #	TOP	CABINET STYLE
C2514K	C2514KF	2	3/4" Solid Phenolic	Drawers
C2524K	C2524KF	4	3/4" Solid Phenolic	Drawers
C2534K	C2534KF	6	3/4" Solid Phenolic	Drawers
C2544K	C2544KF	8	3/4" Solid Phenolic	Drawers
C2516K	C2516KF	2	1" Epoxy Resin	Drawers
C2526K	C2526KF	4	1" Epoxy Resin	Drawers
C2536K	C2536KF	6	1" Epoxy Resin	Drawers
C2546K	C2546KF	8	1" Epoxy Resin	Drawers
C2714K	C2714KF	2	3/4" Solid Phenolic	Cupboard
C2724K	C2724KF	4	3/4" Solid Phenolic	Cupboard
C2734K	C2734KF	6	3/4" Solid Phenolic	Cupboard
C2744K	C2744KF	8	3/4" Solid Phenolic	Cupboard
C2716K	C2716KF	2	1" Epoxy Resin	Cupboard
C2726K	C2726KF	4	1" Epoxy Resin	Cupboard
C2736K	C2736KF	6	1" Epoxy Resin	Cupboard
C2746K	C2746KF	8	1" Epoxy Resin	Cupboard

\* All Fastrak Products Shipped in Five Business Days (Quantity Restrictions: 30 Per Table; 6 Per Cabinet)





C2416K



C2616K



(C2426K)  
Two-student island workstations are fitted together to form a continuous row of workstations.

### Four-to-Sixteen Student Island Workstation



Double faced tables that provide a fully equipped science center from four to sixteen students. Each unit is constructed of solid oak, hardwood veneers and finished with a chemical resistant, earth-friendly UV finish. The double faced units contain a solid epoxy resin sink (12" x 8" x 6"H) along with cold water faucets for every two students. Every unit contains enough gas cocks for each student along with GFI AC duplex electrical receptacles, rod sockets and book compartments. All units contain locks for the drawers and doors. Choose from models with a full cupboard only or half cupboard and dovetailed drawers. Can be ordered without sink, fixtures and rod sockets. Double face four student unit measures 66"W x 48"D x 36"H. Add 66" in width for each four students. Your choice of 1" solid epoxy resin or 3/4" phenolic resin tops.

W/SINK FIXTURES & ROD SOCKETS	W/O SINK FIXTURES & ROD SOCKETS	STUDENTS #	TOP	CABINET STYLE
C2414K	C2414KF	4	3/4" Solid Phenolic	Drawers
C2424K	C2424KF	8	3/4" Solid Phenolic	Drawers
C2434K	C2434KF	12	3/4" Solid Phenolic	Drawers
C2444K	C2444KF	16	3/4" Solid Phenolic	Drawers
C2416K	C2416KF	4	1" Epoxy Resin	Drawers
C2426K	C2426KF	8	1" Epoxy Resin	Drawers
C2436K	C2436KF	12	1" Epoxy Resin	Drawers
C2446K	C2446KF	16	1" Epoxy Resin	Drawers
C2614K	C2614KF	4	3/4" Solid Phenolic	Cupboard
C2624K	C2624KF	8	3/4" Solid Phenolic	Cupboard
C2634K	C2634KF	12	3/4" Solid Phenolic	Cupboard
C2644K	C2644KF	16	3/4" Solid Phenolic	Cupboard
C2616K	C2616KF	4	1" Epoxy Resin	Cupboard
C2626K	C2626KF	8	1" Epoxy Resin	Cupboard
C2636K	C2636KF	12	1" Epoxy Resin	Cupboard
C2646K	C2646KF	16	1" Epoxy Resin	Cupboard

\* All Fastrak Products Shipped in Five Business Days (Quantity Restrictions: 30 Per Table; 6 Per Cabinet)



2826K

## Perimeter Workstations



Provides work space for up to four-students while storing your laboratory equipment in these perimeter workstations. Choose from 4 different configurations (see below). The four cabinets which make up a single unit measure 24"W x 16"D x 35"H. The stations are designed to utilize space along walls where they can stand alone or be ganged together. Durable solid oak and oak veneer construction finished with a chemical resistant, earth-friendly UV finish. Each unit includes: your choice

of 1" solid epoxy resin or 3/4" solid phenolic resin top with back splash, solid epoxy drop-in style sink with strainer, 2 combination cold water and gas fixtures, 4 rod sockets, rod storage (rods not included), 2 GFI electrical receptacles, keyed-alike locks on all doors and dovetailed drawers and rubber base molding. Assembly and installation of electricity and plumbing is required. Sink measures: 12"W x 8"D x 6"H. Unit measures 90"W x 84"D x 36"H. Work surface on wall portion is 18"D.



2816K



2836K



2846K

ITEM #	W/SINK & FIXTURES	TOP	CABINET STYLE
2814K	Yes	3/4" Solid Phenolic	Door
2824K	Yes	3/4" Solid Phenolic	Door/Drawer Unit
2834K	Yes	3/4" Solid Phenolic	Door/4 Drawer Unit
2844K	Yes	3/4" Solid Phenolic	4 Drawer Unit
2816K	Yes	1" Epoxy Resin	Door
2826K	Yes	1" Epoxy Resin	Door/Drawer Unit
2836K	Yes	1" Epoxy Resin	Door/4 Drawer Unit
2846K	Yes	1" Epoxy Resin	4 Drawer Unit
2814KF	No	3/4" Solid Phenolic	Door
2824KF	No	3/4" Solid Phenolic	Door/Drawer Unit
2834KF	No	3/4" Solid Phenolic	Door/4 Drawer Unit
2844KF	No	3/4" Solid Phenolic	4 Drawer Unit
2816KF	No	1" Epoxy Resin	Door
2826KF	No	1" Epoxy Resin	Door/Drawer Unit
2836KF	No	1" Epoxy Resin	Door/4 Drawer Unit
2846KF	No	1" Epoxy Resin	4 Drawer Unit
100604* / Optional Upright Rod Set w/Full Crossbar			

Note: Units are built to be installed against a wall and do not have finished backs.

\* All Fastrak Products Shipped in Five Business Days (Quantity Restrictions: 30 Per Table; 6 Per Cabinet)

## Forward Vision I



2936K | Front View

This popular workstation meets the needs of students and teachers today. The Forward Vision 4-Student Workstation allows four students to work at a single station while all are facing the teacher. The unique design leaves enough room to store four stools (not included) under the workstation. Sink units come with two combination cold water/gas fixtures. The 2916KLH and 2936KLH include two rod sockets and LabHands for holding laptop computers and books. All the units come with 1" epoxy resin tops with two GFI electrical outlets, and ample storage. Choose from two models of cabinets: Door cabinet with two adjustable shelves or the door/drawer cabinet with one adjustable shelf and a drawer. The stations are finished with a chemical resistant, earth-friendly UV finish. All doors and drawers lock. Dimensions: 96"W x 50"D x 36"H.



2946K | Back View

STYLE	SINK DIMENSIONS	DOOR CABINET	DOOR/DRAWER CABINET	TOP
End Sink	22-3/8" x 15" x 17"	2916K	2936K	1" Epoxy Resin
End Sink w/LabHands	22-3/8" x 15" x 17"	2916KLH	2936KLH	1" Epoxy Resin
Drop-In Sink	12" x 8" x 6"	2946K*	2956K	1" Epoxy Resin
No Sink or Fixtures	N/A	2946KF	2956KF	1" Epoxy Resin



2944K | Front View

## Forward Vision II



Everything science teachers want. Designed with teacher input and desire for a safe, secure classroom. Teachers maintain control of the class with all students facing the instructor. The large work surface, 46"D x 88"W is made of 3/4" chemical resistant phenolic resin and holds the solid epoxy sink, and two combination cold water and gas fixtures. Data and electrical outlets are provided on the side of the unit. The cabinets provide locked storage space. Side mounted hooks hold book bags off the floor. The units are finished with a chemical resistant, earth-friendly UV finish. Includes two GFI AC duplex outlets. Also available with a flat top (no sink or fixtures). This model is compact enough to fit multiple units in a small classroom and is easy to assemble. Dimensions: 88"W x 46"D x 36"H. Wt. 503 lbs.

STYLE	ITEM #	SINK DIMENSIONS	TOP
Forward Vision II	2944K*	12"W x 8"D x 6"H	3/4" Solid Phenolic
Forward Vision II w/Flat Top	2944KF	N/A	3/4" Solid Phenolic

\* All Fastrak Products Shipped in Five Business Days (Quantity Restrictions: 30 Per Table; 6 Per Cabinet)



## Forward Vision III



2966KF



Durable lab table features a large 68" x 36" tabletop. It comes standard with two combination cold water/gas fixtures and one GFI AC electrical receptacle. Your choice of two cabinets: Full door cabinet with adjustable shelves or door/drawer cabinet with a drawer and storage area with one adjustable shelf. They are finished with a chemical resistant, earth-friendly UV finish with a choice of 3/4" phenolic resin or 1" epoxy resin top. An 18" wide removable panel is located between the storage cabinets and provides access to all utilities. Unit can be ordered with a drop-in sink or with a flat top without sink or fixtures. Assembly and installation of electricity and plumbing is required. Dimensions: 68"W x 36"D x 36"H.

SINK	SINK DIMENSIONS	DOOR CABINET	DOOR/DRAWER CABINET	TOP
Yes	12"W x 8"L x 6"D	2926K	2966K	1" Epoxy Resin
No	N/A	2926KF	2966KF	1" Epoxy Resin
Yes	12"W x 8"L x 6"D	2924K	2964K	3/4" Solid Phenolic
No	N/A	2924KF	2964KF	3/4" Solid Phenolic



2956K-L-ADA



## Forward Vision ADA



We've taken our most popular workstation and have made it ADA compatible. Constructed of hardwoods and oak veneers and finished with a chemical resistant finish. The 1" epoxy resin top is available with or without a sink and two combination cold water/gas fixtures with paddle handles. The sink includes trap, strainer and stopper. The sloping fronts allows a person in a wheelchair to roll right up to the sink area. The door/drawer cabinet features a dovetailed drawer and storage area with an adjustable shelf, locks and ADA compliant pulls. The door cabinet option includes everything previously listed except the drawer and includes 2 adjustable shelves. The unit also includes 2 GFI protected duplex outlets and rubber base molding. Unit measures: 96"W x 50"D x 34"H.

ITEM #	CABINET	SINK DIMENSIONS
2946K-L-ADA	Door Cabinet	15"W x 18"L x 5"D
2946KF-L-ADA	Door Cabinet w/Flat Top	N/A
2956K-L-ADA	Door/Drawer Cabinet	15"W x 18"L x 5"D
2956KF-L-ADA	Door/Drawer Cabinet w/Flat Top	N/A

\* All Fastrak Products Shipped in Five Business Days (Quantity Restrictions: 30 Per Table; 6 Per Cabinet)



### Ez-Lift Workstation (Manual & Push-Button)



Both of the units' height is adjustable from 28" to 40"H. Choose from 1" epoxy resin or 3/4" phenolic resin top. Students have plenty of space with either the 96"W x 50"D or 88"W x 46"D work surface. Two hooks mounted underneath hold up to four book bags. The bone powder-coated steel and oak veneer base conceals the lifting mechanism. It is finished with a chemical resistant, earth-friendly UV finish. The unit provides six GFI protected electrical outlets. Assembly and power source required. The manual-crank unit has a fold-away crank accessible on the student side of the workstation. The push-button unit has an easy, power option. The motor is accessible by removing one of the oak panels. Plug only supplies power to the hydraulics on the push-button model. AC Duplex needs to be hard-wired in the field.



Push-Button

ITEM #	TOP SIZE	TOP	ADJUSTABLE UNIT
2994K	96"W x 50"D	3/4" Solid Phenolic	Manual-Crank
2996K	96"W x 50"D	1" Epoxy Resin	Manual-Crank
2904K	88"W x 46"D	3/4" Solid Phenolic	Manual-Crank
2906K	88"W x 46"D	1" Epoxy Resin	Manual-Crank
2974K	96"W x 50"D	3/4" Solid Phenolic	Push-Button
2976K	96"W x 50"D	1" Epoxy Resin	Push-Button
2984K	88"W x 46"D	3/4" Solid Phenolic	Push-Button
2986K	88"W x 46"D	1" Epoxy Resin	Push-Button



Fold-Away Crank



### Ez-Lift Workstation



This flexible unit is designed to be used by four students, all facing the instructor. The fold-away crank allows the units height to be adjusted from 28"H to 40"H, for ease of use with a wheelchair. The front of the unit has locking storage measuring 36"W x 8"D x 24"H. Inside the cabinet are two lipped shelves and a quad electrical outlet. This space can be used for computer storage, recharging or for general storage. The front panel includes two more duplex outlets and two data ports. The unit is finished with chemical resistant, earth-friendly UV finish, and boosts 500 lbs. weight capacity. The top is 3/4" solid phenolic resin. Overall size: 96"W x 54"D x 28"-40"H. Assembly and power source required.

ITEM #	SIZE	TOP	ADJUSTABLE UNIT
2894K	96"W x 54"D x 28" - 40"H	3/4" Solid Phenolic	Manual-Crank

\* All Fastrak Products Shipped in Five Business Days (Quantity Restrictions: 30 Per Table; 6 Per Cabinet)



Pedestal Base Option



Drawer Base Option

## Octagon Workstation

Created of solid hardwood/oak veneers, and finished with a chemical resistant, earth-friendly UV finish. Both units provide ample space for 4 people and are available in 56" or 62", solid 1" epoxy resin or 3/4" phenolic resin tops. The pedestal with apron comes equipped with 4 drawers, the drawer cabinet unit comes equipped with 16 drawers. Both units come with 4 GFI AC duplex receptacles, and can be ordered with these options: two combination cold water/gas fixtures, 4 rod sockets and , a 16" x 16" x 7" solid epoxy sink with strainer, stopper and trap. The 62"W units with drawers have 2 pulls per drawer. Easily accessible to the utilities. All units are 36"H. (Shipped KD; FOB Wisconsin, 54174)

### Inside Drawer Dimensions:

- 1516K/1514K includes 4 each (20-7/16"W x 10-3/4"D x 2-23/32"H)
- 1546K/1544K includes 16 each (20-7/16"W x 10-3/4"D x 4-15/32"H)
- 1616K/1614K includes 4 each (26-7/16"W x 10-3/4"D x 2-23/32"H)
- 1646K/1644K includes 16 each (26-7/16"W x 10-3/4"D x 4-15/32"H)

WITH SINK	FLAT TOP	STYLE	SIZE	TOP
1516K	1516KF	Pedestal	56"W	1" Solid Epoxy
1546K	1546KF	Drawer	56"W	1" Solid Epoxy
1616K	1616KF	Pedestal	62"W	1" Solid Epoxy
1646K	1646KF	Drawer	62"W	1" Solid Epoxy
1514K	1514KF	Pedestal	56"W	3/4" Solid Phenolic
1544K	1544KF	Drawer	56"W	3/4" Solid Phenolic
1614K	1614KF	Pedestal	62"W	3/4" Solid Phenolic
1644K	1644KF	Drawer	62"W	3/4" Solid Phenolic

\* All Fastrak Products Shipped in Five Business Days (Quantity Restrictions: 30 Per Table; 6 Per Cabinet)



3416K-L (Sink in Peninsula)



3516K-L (Sink in Wall)



3516KF-L (No Sink)

## Peninsula Workstation

This unique L-Shaped unit is designed so four students can use the workstation while facing the teacher. It has storage on the peninsula and on the wall. It is made of oak and oak veneers with black accents. The unit can be ordered with a 1" epoxy resin top. Three sink options are available: epoxy sink (18"L x 15"W x 7.9"D) on the wall section, epoxy sink (16"L x 8"W x 6.8"D) in the peninsula or a no sink option. Units with sinks include cold water fixtures (call for quote if gas is needed). All units

include a pop-up duplex electrical outlet. Finished in natural oak with an earth-friendly chemical resistant UV finish. Assembly and installation of electricity and plumbing is required. Wall portion measures: 90"W x 14"D; peninsula extends: 96"; Overall size: 110"W x 90"D x 36"H.

ITEM #	SINK LOCATION	TOP	ROOM ORIENTATION
3416K-L	Sink in Peninsula	1" Epoxy Resin	Left/Peninsula on the Left when Facing the Teacher
3416K-R	Sink in Peninsula	1" Epoxy Resin	Right/Peninsula on the Right when Facing the Teacher
3516K-L	Sink in Wall	1" Epoxy Resin	Left/Peninsula on the Left when Facing the Teacher
3516K-R	Sink in Wall	1" Epoxy Resin	Right/Peninsula on the Right when Facing the Teacher
3516KF-L	No Sink	1" Epoxy Resin	Left/Peninsula on the Left when Facing the Teacher
3516KF-R	No Sink	1" Epoxy Resin	Right/Peninsula on the Right when Facing the Teacher

Note: Units are built to be installed against a wall and the wall portion does not have a finished back.

\* All Fastrak Products Shipped in Five Business Days (Quantity Restrictions: 30 Per Table; 6 Per Cabinet)





3216K (Shown w/Two 36"H Plain Apron Tables)



3216K



3226K



3236K



3246K

### Wall Service Bench

Need all your services in one place or looking to add a wall of cabinets that include services? The Wall Service Bench offers storage and services all in one unit. Constructed of solid hardwood and oak veneer plywood. The Wall Service Bench features your choice of a 1" solid epoxy resin or 3/4" phenolic resin top with a 18"W x 15"D x 11"H epoxy resin sink and two combination cold water/gas fixtures. The sink area allows access to the plumbing and provides a large storage space with two GFI protected AC duplex electrical outlets. There is enough room in the sink area to allow two 24"D tables to be butted against the unit for use as a peninsula work area. The outer ends of the unit offer four storage solutions: Doors with Adjustable Shelves, Doors/Drawer Combination w/1 Adjustable Shelf, 4 Drawers/Doors with one Adjustable Shelf and 4 Drawers. All drawers and doors have locks and ADA compliant pulls. The unit is finished with a chemical resistant, earth-friendly UV finish and includes rubber base molding. Dimensions: 108"W x 24"D x 36"H.

1" EPOXY RESIN	3/4" SOLID PHENOLIC	CABINET STYLE
3216K	3214K	Door
3226K	3224K	Door/Drawer
3236K	3234K	Door/4 Drawer
3246K	3244K	Drawer

Note: Units are built to be installed against a wall and do not have finished backs.



### TriFacial Workstation



Hexagonal workstation designed to be used with standard 36" laboratory tables. This unit features an epoxy resin top with a drop-in hexagonal lipped sink. Apron and pedestal are constructed of solid hardwoods, and oak veneers, with a chemical resistant, earth-friendly UV finish. Equipped with three combination cold water/gas fixtures and three GFI duplex receptacles. The center pedestal has a removable panel to access utilities. Unit is also available in a flat top version without the sink and fixtures.

ITEM #	SIZE	SINK	TOP
1536K	49"W x 56-1/2"D x 36"H	Yes	1" Epoxy Resin
1536KF	49"W x 56-1/2"D x 36"H	No	1" Epoxy Resin



### Service Island



A compact service island constructed of solid oak hardwood and oak veneers, with a chemical resistant, earth-friendly UV finish. This unit can be grouped with tables to provide an efficient working arrangement. The unit includes one 14" x 10" x 6" solid epoxy resin sink, two combination cold water/gas fixtures, two GFI AC duplex electrical receptacles, chemical-resistant polypropylene trap, and locking cupboard.



Shown with two 30"H plain apron tables

ITEM #	SIZE	TOP
3116K	26"W x 24"D x 36"H	1" Epoxy Resin

### Clean Up Sink



One piece top including sink is molded of polyolefin (It's easy to clean, extremely chemical resistant, and is highly impact resistant to reduce glassware breakage). Long grooved sloping counter leads to large sink in center. The low temperature strength eliminates cracking with dry ice, and the sink measures (24-1/2"W x 18-1/2"D x 14"H). It includes a hot and cold water mixing faucet. The base is constructed of hardwood and oak veneers with a chemical resistant, earth-friendly UV finish. Two adjustable shelves can be found inside the outer cabinets. Includes: pulls, locks and rubber base molding. The back panels is unfinished with a plumbing cut-out.

ITEM #	SIZE	TOP
3303K*	55-1/2"W x 28"D x 36-1/2"H	Polyolefin



\* All Fastrak Products Shipped in Five Business Days (Quantity Restrictions: 30 Per Table; 6 Per Cabinet)



## Hot Water Mobile Station



Need hot water, but there is no plumbing close? This hot water stations provides the ability to move to any location and still have access to hot water. The oak veneer cabinet features a water heater and water pump providing you with hot or cold water. The tanks are NSF, UL and FDA approved and labeled accordingly: 5 gallon fresh water and six gallon waste water tank. We recommend starting with room temperature water in the fresh water tank to get the maximum use of the water heater. Water heats up to 10 to 15 degrees warmer than the fresh tank temperature. The mobile station has a 1-1/4" plastic laminate top, stainless steel sink, hot and cold water mixing faucet and a duplex outlet. It comes with an extension cord and has an outlet. Unit rolls easily on 4" locking, swivel casters and locks.

ITEM #	SIZE	TOP
HWS-3624	36"W x 24"D x 36"H	1-1/4" Plastic Laminate



3020K-ADA



3020K

## Rinse Away Sink



The Sheldon Rinse-Away counters provide a long, sloped counter, integral sink, raised edges and coved corners all made of fiberglass to retain spilled materials and liquids. Ideal for plant and animal preparations that are messy, this unit features a sink in the middle of the unit with storage on either side. The base consists of two oak storage cabinets with drawers (drawer over door with one adjustable shelf). The center section has a removable panel to access plumbing. On the standard unit, the center panel is flat. On the ADA model,

the panel is angled allowing a wheelchair to access the sink area. Includes a hot and cold mixing faucet. Overall dimensions: 80"W x 24"D. 38"H standing height; 34"H at the sink area.

ITEM #	PRODUCT
3020K	Rinse Away Sink
3020K-ADA	Rinse Away Sink ADA

## 8' Instructor Desk



Constructed of solid oak, and hardwood veneers, this unit serves as a complete demonstration center offering a spacious work surface. It is finished with a chemical resistant, earth-friendly UV finish. Included are drawers, and a cupboard for storage of large items. The drawers are expertly crafted from the finest materials with dovetail joinery throughout. Drawers run on epoxy-coated steel glides with nylon bearings for smooth operation. Equipment includes: one hot and cold mixing faucet, double gas cock, GFI protected AC duplex receptacle, polypropylene trap, set of support rods and crossbar, rubber base molding and locks for cupboard and all five drawers (two small, three large). Can also be ordered without the sink, faucet, gas cock, rod sockets or support rod. Note: mirror, and mirror/marker board will not fit this unit. Dimensions: 96"W x 30"D x 36"H, Knee space: 22"W x 32-1/2"H, Small Drawers: 14-3/4"W x 19"D x 5-1/2"H, Large Drawers: 33-3/4"W x 19"D x 5-1/2"H, Cupboard: 34-1/2"W x 28"D x 29-1/4"H, Sink: 18"W x 15"D x 11"H.



ITEM #	WITH SINK	TOP
1114K	Yes	3/4" Solid Phenolic
1116K*	Yes	1" Epoxy Resin
1114KF	No	3/4" Solid Phenolic
1116KF	No	1" Epoxy Resin



(Shown with optional television)

## VersaCurve



A new concept in instructor's desk...versatile and featuring the innovative cured front. This oak plywood cabinet has a modern curved front with a traditional desk on the teacher side. The curved front section is designed to store and display a 40" television (not included). The TV can be viewed by raising the mount with either a push button or the provided remote. As the TV rises from the desk, a portion of the phenolic top lifts away. When the TV is recessed into the cabinet, the top can be closed providing extra work space. The curved portion of the desk is 36"H and 20"D. The back portion of the desk includes two cabinets and a 36"W knee space. It is finished with a rubber base molding and a chemical resistant UV finish. The top is 3/4" solid phenolic resin with a choice of cabinet and drawer options. The combination with a sink comes with a black epoxy sink and a cold water/gas fixture faucet. Drawers and doors have locks. The drawers are dovetailed on all four sides. Back portion of the desk is 33"H and 20"D. The overall size of the curved instructor's desk is 72"W x 40"D x 36"H.

ITEM #	TOP	CABINET COMBINATION	INCLUDES SINK
1324K	3/4" Solid Phenolic	Door Cabinet and 3 Drawer Cabinet	No
1334K	3/4" Solid Phenolic	Sink Cabinet and 3 Drawer Cabinet	Yes
1314K	3/4" Solid Phenolic	3 Drawer (One File) and Door Cabinet	No
1344K	3/4" Solid Phenolic	Sink Cabinet and Door Cabinet	Yes
251635	N/A	TV: 40-Inch, HDTV Flat Screen (39-1/2" Diagonal)	N/A

\* All Fastrak Products Shipped in Five Business Days (Quantity Restrictions: 30 Per Table; 6 Per Cabinet)



## Teacher's Work Desk



A beautiful desk that will match the rest of your furniture. This 60"W x 30"D x 30"H desk is constructed of select hardwoods and oak veneers. It is finished with a chemical resistant, earth-friendly UV finish. The top is 1" black high pressure laminate. The top also has two grommet holes for threading power cords. The pedestals have 2 file drawers, four smaller drawers and one center pencil drawer. All the drawers lock, except the pencil drawer. The knee space provided is 26"W.

ITEM #	SIZE	TOP
1131K	60"W x 30"D x 30"H	1-1/4" Plastic Laminate

## 5' Instructor Desk



Complete demonstration center constructed of solid oak, oak hardwood and oak veneers. It is finished with a chemical resistant, earth-friendly UV finish. Included are four drawers (three small, one file), and a large cupboard. The drawers are expertly crafted from the finest materials with dovetail joinery throughout. Drawers run on epoxy-coated steel glides with nylon bearings for smooth operation. All units come with a GFI protected AC duplex receptacle. You can order with/without these options: combination cold water/gas fixtures, and polypropylene trap. Comes standard with pull-out writing board, support rod with crossbar, rubber base molding and locks for cupboard and all drawers. Choice of 3/4" solid phenolic or 1" epoxy resin. Dimensions: Overall: 60"L x 30"D x 36"H, Knee space: 22"W x 32-1/2"D, Pull-out: 3/4"H x 16-1/4"W x 25-1/4"D, Small Drawers: 13-1/2"W x 18"D x 4"H, file Drawer: 13-1/2"W x 18"D x 10-1/4"H, Cupboard: 19-1/2"W x 28"D x 29-1/2"H.



1216K-L

ITEM #	SINK & FIXTURES	SINK SIDE	SINK SIZE	TOP
1214K-L	Yes	Left	14"W x 10"D x 6"H	3/4" Solid Phenolic
1214K-R	Yes	Right	14"W x 10"D x 6"H	3/4" Solid Phenolic
1216K-L*	Yes	Left	14"W x 10"D x 6"H	1" Epoxy Resin
1216K-R	Yes	Right	14"W x 10"D x 6"H	1" Epoxy Resin
ITEM #	SINK & FIXTURES	CABINET HINGED	SINK SIZE	TOP
1214KF-L	No	Left	N/A	3/4" Solid Phenolic
1214KF-R	No	Right	N/A	3/4" Solid Phenolic
1216KF-L	No	Left	N/A	1" Epoxy Resin
1216KF-R	No	Right	N/A	1" Epoxy Resin



## Side Desk



Attaches to our 5' and 8' instructor desks. Crafted from solid oak, oak and hardwood veneers (same as the instructor's desk). It is finished with a chemical resistant, earth-friendly UV finish. The side desk features one 13-1/2"W x 18"D x 10-1/4"H file drawer, two 13-1/2"W x 18"D x 4"H storage drawers and one 19-1/2"W x 18"D x 3"H pencil drawer. All drawers come with locks. The unit includes a 14-1/2"W x 20"D pull-out writing board. The classroom side of the unit features a bookshelf with one fixed shelf; and can be attached to the right or left side of the instructor desk.

ITEM #	SIZE	TOP
1144K	48"W x 30"D x 30"H	3/4" Solid Phenolic
1146K	48"W x 30"D x 30"H	1" Epoxy Resin

\* All Fastrak Products Shipped in Five Business Days (Quantity Restrictions: 30 Per Table; 6 Per Cabinet)



## ADA Instructor Desk



An accessible instructor's desk. This unit has a roll-under sink with paddle handle cold water faucet and gas fixture. The knee space is wide enough for a wheel chair to fit into the space (sink measures: 14"W x 10"D x 5"H). The 34"H meets ADA requirements (having a 19" depth, 27" knee height, 30" width and 8-1/2" knee clearance from the front table top edge). It includes a duplex outlet, file drawer, three smaller drawers and a pull-out writing board. It is finished with a chemical resistant, earth-friendly UV finish. Choose from either a 1" solid epoxy or 3/4" phenolic resin top with an epoxy sink and a rod socket. Unit also includes a greenlaw arm. Overall size: 72"W x 30"D x 34"H.

ITEM #	TOP
1214K-L-ADA	3/4" Solid Phenolic
1216K-L-ADA	1" Epoxy Resin



## LabHand



Designed to provide a safe, convenient surface for laptops, tablets or books in a laboratory setting. The LabHand is mounted on a solid plastic rod which fits securely into standard rod sockets. The platform is made of powder coat steel to create a surface that will withstand the typical chemicals found in laboratories. The LabHand holds laptops and books off the work surface

protecting them from spills and increasing the amount of workspace available. 12" square with 5-1/2" rod.

ITEM #	PRODUCT
100994*	LabHand
100994X6*	LabHand (Set of 6)

## Greenlaw Arm



Includes 3/4" x 3/4" clamp, a 3/4" x 36" upright and a 3/4" x 18" crossbar. Fits in a rod socket with a 3/4" receiver.

## Upright Set




Includes two each 3/4" x 1/2" clamp, two 3/4" x 36" upright and a 1/2" x 40" crossbar. Fits in a rod socket with a 3/4" receiver.

ITEM #	PRODUCT
100245GRARM*	Greenlaw Arm
100604*	Upright Set w/Full Crossbar



Greenlaw Arm



Upright Set

## Uprights, Crossbars, Clamps

Solid machined aluminum, these units are nearly impossible to break.

ITEM #	SIZE	PRODUCT
100002*	3/4" x 3/4"	Clamp
100003*	3/4" x 1/2"	Clamp
100004*	3/4" x 36"	Upright
100005	3/4" x 18"	Crossbar

ITEM #	SIZE	PRODUCT
100006*	3/4" x 48"	Crossbar
100007*	1/2" x 40"	Crossbar
100008	1/2" x 32"	Crossbar

\* All Fastrak Products Shipped in Five Business Days (Quantity Restrictions: 30 Per Table; 6 Per Cabinet)



## Rod Sockets

Receives the tapered end of 3/4" uprights.



ITEM #	PRODUCT
206505*	Rod Socket



## Gas Cocks

These fittings have a ground key valve for long life. Units are complete with nipple, lock nut and washer for installation and are deck mounted.



ITEM #	PRODUCT
100047*	Single Gas Cock
100048*	90° Gas Cock
100049*	180° Gas Cock
100466*	360° Gas Cock



## Gooseneck Faucets

Chrome plated brass, deck mounted faucets. Multi-service fixture includes cold water and two gas cocks. Mounting hardware provided.



ITEM #	PRODUCT
100074-BKR*	Multi-service Fixture (18"H)
100051*	Cold Water Faucet (12-3/4"H)
100061*	Hot Water Faucet (12-3/4"H)
100467*	Mixing Faucet (12-1/4"H)



## Hand Pump

Piston action mechanism for high water flow and long term prime lock. Chrome base and spout.



ITEM #	PRODUCT
100013*	Chrome Hand Pump



## Floor Mounting Brackets

Set of four L-shaped mounting brackets are used to permanently attach tables to the floor.



ITEM #	PRODUCT
100728X4*	Floor Mounting Brackets (Set of 4)



## 2-1/2 Gallon Jug

Plastic jug found in our mobile sink units. Holds up to 2-1/2 gallons of liquid.



ITEM #	PRODUCT
100118*	2-1/2 Gallon Jug



## Rubber Leg Boots

Fit snugly to 2-1/4" table legs. Sold in set of 4.




ITEM #	PRODUCT
100076X4*	Leg Boots (Set of 4)

\* All Fastrak Products Shipped in Five Business Days (Quantity Restrictions: 30 Per Table; 6 Per Cabinet)

## Soldering Board

A high temperature insulated millboard with ¼" soldering sheet. The sheet takes a maximum temperature of 1380 degrees and has a heat flow rate at 750 degrees. This is the perfect application to protect your work surface on table or cabinet. This millboard is framed with ½" plywood bottom and edge banding to create the perfect ¾" soldering surface for any project.



ITEM #	PRODUCT	SIZE
VXS-1818	Soldering Board	18-1/2"W x 18-1/2"D x 3/4"H



## Vise

This sturdy vise is a 4-1/2-Inch swivel base vise is ideal for the Robotics Bench. The vise is manufactured from cast iron featuring steel vise jaws, threaded spindle assembly and a chrome lockdown. The vise can be rotated up to 240-Degree on its base for work positioning. The built in pipe jaws allow holding small pipes and tubes ranging in diameter from 0.6"D to 1.85"D. The vise is painted with a durable blue powder coat.

ITEM #	PRODUCT	SIZE
251909	Vise	11"W x 11"D x 7-1/2"H

## Magnetic Tool Holder

Magnetic Tool Holder can be used to organize hammers, wrenches, screwdrivers and more. This is perfect for use for your tools on the Robotics Bench. Has durable black powder coating. Magnet is 13"W x 1"D x 1"H, and made of powder coated steel.

ITEM #	PRODUCT	SIZE
251913	Magnetic Tool Holder	13"W x 1"D x 3/4"H



## Clamp Outlet/USB Hub

The new Clamp Mount Outlet & USB Charger will add instant convenient AC power and USB charging accessibility to your work surface. Keep your laptops, tablets, tools, or other mobile computing devices charged and ready to go at your table, workbench, or anywhere else power access is needed.

ITEM #	PRODUCT	SIZE
251975	Clamp Outlet/USB Hub	5-1/4"H x 7-1/4"W x 3"D

## Test Divider

Looking for a way to make your multi-student tables work for testing situations? These test dividers are an easy solution. The dividers easily clip on to any tabletop and provide just the right amount of privacy for test taking. The panel is made of a sturdy black plastic, which provides a dense, private divider. The resin clip holds the panel in an upright position and slips easily onto the edge of your table. Sold in a set of 3.

ITEM #	PRODUCT	SIZE
253244	Test Divider Set	14"W x 1/4"D x 19-1/2"H





## Sanitizing Monitor Storage Cabinet



The Monitor UV Germicidal storage cabinet measures 24-1/2"W x 32"H x 9-1/2"D. Weighs 45 pounds. The cabinet holds 6 glasses or 5 goggles to a shelf on 8 shelves. With an average kill rate of 99.2%, the monitor provides excellent protection in 5 minutes. Shuts off automatically if the double doors are opened. Cabinet is constructed of 24 gauge white enameled steel. Pilot light confirms that the

UV lamp is in use. Five minute cycle is controlled by a timer and doors are interlocked with tamper resistant latches. Germicidal lamp has a 20 year limited warranty. No assembly required. Lockable, two keys provided. Wall or shelf mountable with a 7' grounded electrical cord. Underwriters Laboratories Inc. Listed: File #E140818. No direct UV radiation escapes from cabinet when in use. Glasses or goggles not included.

ITEM #	PRODUCT	SIZE
ESC11-11LM	Monitor Storage Cabinet	24-1/2"W x 9-1/2"D x 32"H



## Flexible Goggles

Have indirect vents protect against liquids, dust and smoke while permitting indirect ventilation. UV absorbing polycarbonate lens are Anti-Fog. The high quality green tinted flexible PVC body ensures a proper fit and fits over most prescription glasses. Adjustable 18" (45.72 cm) green elastic headband.

ITEM #	PRODUCT	SIZE
FG-88210	Flexible Goggles	Adjustable 18"



## Safety Glasses

Have durable planos feature adjustable temples, universal-fit nose bridges

ITEM #	PRODUCT	SIZE
SG-72000	Safety Glasses	Adjustable Temples

\* All Fastrak Products Shipped in Five Business Days (Quantity Restrictions: 30 Per Table; 6 Per Cabinet)





Front Panel

## Mobile Fume Hood Station



A versatile fume hood that can be used in multiple classrooms. This ductless fume hood has an all-inclusive filter that handles liquids, gases and solid chemicals. This unit is so flexible, it does not require ducting (saves energy) and plugs into an ordinary outlet. Each unit comes with Smart Technology™ – an exclusive set of tools that is comprised of smart-light communication™, chemical sensors, real-time status, and the eGuard app. Smart-light communication is a soft band of light on the unit that lets you know the unit is operating safely. The band of light will slowly pulse to let you know if the airflow is compromised, if there is a fan failure, or there it is time to change your filters. The fume hood part of the unit is enclosed by 5/16" thick acrylic so a teacher can demonstrate while students surround the hood. The metallic parts are anti-corrosion metallic alloy protected by a thermo-hardened anti-acid polymer coating. The internal hood dimensions are 30-1/8"W x 23"D x 32"H; external dimensions are 31-1/2"W x 25"D x 45-1/4"H. Overall dimensions are: 32-3/8"W x 27-1/4"D x 81-1/2"H. Unit comes with an air flow meter, flow monitor,

sampling port, programmable timer, energy ports, one filter (2-year average life) and a list of approved chemicals. A separate filter must be ordered. Filter type is determined by the results of the Valquest Chemical Questionnaire. Fume hood comes standard with an internal light fixture. The fume hood is mounted to a 27-1/4"D x 32-3/8"W x 36"H oak cabinet. It provides an easy way to move the fume hood within a room or school. It rolls easily on 4" casters and has two drawers, two pull-out lipped shelves lined with a chemical resistant liner. The unit is finished in natural oak with an earth-friendly chemical resistant UV finish. Erlab hoods require filters be selected according to individual applications (Must get the Valquest Chemical Questionnaire form completed prior to purchase and it will determine which model you will receive. On rare occasions results may also require purchase of a HEPA filter). Your specifications will be analyzed and validated by Erlab's PhD chemist, ensuring your safety. Please contact customer service with questions. Overall dimensions: 81-1/2"H x 32-3/8"W x 27-1/4"D.

ITEM #	PRODUCT
1800K-GF4AS	Fume Hood with VOC Carbon Filter
1800K-GF4BE	Fume Hood with Broad Range Filter
1800K-GF4F	Fume Hood with Formalin Carbon Filter
1800K-GF4K	Fume Hood with Carbon Filter
GF4HP	HEPA Filter

\* All Fastrak Products Shipped in Five Business Days (Quantity Restrictions: 30 Per Table; 6 Per Cabinet)



## Shower/Eyewash Station



This unit provides convenient storage for lab safety supplies. Featured is an emergency drench shower head of high impact ABS plastic with a stay open chrome-plated brass valve. Eyewash unit has a 10" diameter stainless steel bowl, lever action ball valve on a plastic laminate top. Upper storage space has 2 adjustable shelves. The lower cabinet locks for security or access for a wheelchair on ADA model. Service piping not supplied. It is finished with a chemical resistant, earth-friendly UV finish. Dimensions: 36"W x 22"D x 84"H. Weight: 265 lbs.

ITEM #	PRODUCT
6900K	Shower/Eye Wash
6900K-ADA	Shower/Eye Wash ADA Model

Cabinet should be secured to the wall for safety. Mounting hardware is not included.

## Safety Station



Complete all-in-one safety station has a built-in shower and eyewash station, and storage for other equipment like fire blankets, spill kits, first aid kits and a fire extinguisher. The shower head has a high volume continuous water flow. Pulling the conveniently located pull handle activates the stay open valve. The eyewash is mounted on black plastic laminate over a stainless steel bowl but can be detached and pulled up to 12' away from the station for washing eyes or other small areas. The eyewash paddle handle activates the stay open valve leaving the users hands free. Shelving, both locking and open, is available. The area beneath the storage is open to allow the mounting of various safety apparatus. The unit is ADA compliant with room for a wheelchair and lever controlled fixtures. Includes a 4" chase behind to allow plumbing to run. It is finished with a chemical resistant, earth-friendly UV finish. Weight: 280 lbs. Dimensions: 48"W x 22"D x 84"H.



ITEM #	PRODUCT
6950K	Safety Station

Cabinet should be secured to the wall for safety. Mounting hardware is not included.



3420L-2422K

340-3622K

## Chemical Storage Cabinet



The Corrosive Chemical Storage Cabinet is the solution for storing non-flammable acids and corrosive liquids. This storage cabinet is constructed of 3/4" thick exterior grade plywood with a finished top and lined with a 1/4" polypropylene interior. Included is a removable back panel to access the venting behind the cabinet, 2" plastic containment drip pan, (1) lined adjustable shelf and 96mm pulls. This unit is available in either two doors or single door and is finished in a Northwood's UV finish.



ITEM #	WOOD	PRODUCT	DIMENSIONS
3420-3622K	Oak	Double Door, Non-locking	36"W x 22"D x 35"H
3420-3622M	Maple	Double Door, Non-locking	36"W x 22"D x 35"H
3420L-2422K	Oak	Single Door, Left Hinge, Non-locking	24"W x 22"D x 35"H
3420L-2422M	Maple	Single Door, Left Hinge, Non-locking	24"W x 22"D x 35"H
3420R-2422K	Oak	Single Door, Right Hinge, Non-locking	24"W x 22"D x 35"H
3420R-2422M	Maple	Single Door, Right Hinge, Non-locking	24"W x 22"D x 35"H



3440L-2422K

3440-3622K

## Flammable Liquid Storage Cabinet



Keep all of your flammable liquids safe in the Flammable Liquid Storage Cabinet. This storage cabinet is made up of 1" thick exterior grade plywood with 1-1/2" x 3/4" hard wood strips that are dadoed into the 1" interiors to create a seal. It features a 3" high drip tray in case of a leak, the metal adjustable shelf is designed to let the spill contain in the center of the drip pan. This cabinet meets or exceeds NFPA30 and is UL1275 standard certified. Choose from either two doors or single door options. Cabinet comes in a Northwood's UV finish and has a 3-point key lock.

ITEM #	WOOD	PRODUCT	DIMENSIONS
3440-3622K	Oak	Double Door, Locking	36"W x 22"D x 35"H
3440-3622M	Maple	Double Door, Locking	36"W x 22"D x 35"H
3440L-2422K	Oak	Single Door, Left Hinge, Locking	24"W x 22"D x 35"H
3440L-2422M	Maple	Single Door, Left Hinge, Locking	24"W x 22"D x 35"H
3440R-2422K	Oak	Single Door, Right Hinge, Locking	24"W x 22"D x 35"H
3440R-2422M	Maple	Single Door, Right Hinge, Locking	24"W x 22"D x 35"H

\* All Fastrak Products Shipped in Five Business Days (Quantity Restrictions: 30 Per Table; 6 Per Cabinet)



## Acid & Corrosive Storage Cabinet



Blue steel safety cabinets for corrosives have the same quality safety features as the cabinets for flammables. This unit comes with double-wall construction, dual vents, grounding wire connections, adjustable shelves, leakproof sills, three-point self-latching doors and leveling feet. Manual-close doors opens to a full 180 degrees and self-latches when pushed closed. It includes polyethylene trays attached to galvanized steel shelves and a separate polyethylene liner for the bottom sump resist aggressive chemicals. Easily remove the liner for quick cleaning of drips and leaks. An all epoxy baked-on powder-coat finish, inside and out, provides increased chemical resistance. Cabinet meet OSHA and NFPA 30.

ITEM #	DOOR	SIZE	GALLONS
253261	Manual-Close	43"W x 18"D x 65"H	45

## Flammable Liquid Storage Cabinet



Constructed of sturdy 18-gauge (1-mm) thick double-wall, welded steel with 1-1/2" (38-mm) of insulating air space for fire resistance. High-performance, self-latching doors close easily and securely for maximum protection under fire conditions. Fail-safe closing mechanism ensures three-point stainless steel bullet latching system works every time. Galvanized steel shelves direct spills to back. Cabinets also feature dual vents with flame arresters, four adjustable self-leveling feet, grounding connector, and trilingual warning label. Durable lead-free epoxy/polyester powder-coat finish provides excellent chemical resistance. Manual-close door(s) opens to a full 180 degrees and self-latches when pushed closed. Self-close door(s) shuts and latches automatically when a fusible link melts at 165°F (74°C) under fire conditions.

ITEM #	GALLONS	DIMENSIONS	DOOR
253260	45	43"W x 18"D x 65"H	Self-Closing
249732	45	43"W x 18"D x 65"H	Manual-Close
253259	60	34"W x 34"D x 65"H	Manual-Close



## Paint & Ink Storage Cabinets



Designed to meet OSHA and NFPA standards, cabinets are constructed of sturdy 18-gauge (1-mm) thick double-wall, welded steel with 1-1/2" (38-mm) of insulating air space for fire resistance. High-performance, self-latching doors close easily and securely for maximum protection under fire conditions. Fail-safe closing mechanism ensures three-point stainless steel bullet latching system works every time.

ITEM #	SIZE	SHELVES	GALLONS
253262	43"W x 12"D x 65"H	5	30
253263	43"W x 18"D x 44"H	3	40
253265	43"W x 18"D x 65"H	5	60

## Oil Waste Can



Cloths soaked with solvents and other flammable liquids present a serious fire risk when improperly discarded. Lid opens to no more than 60 degrees and stays closed when not in use. Round construction and elevated base allow circulation of air around can to disperse heat and reduce moisture build-up and rusting. Durable steel construction with a powder-coat finish provides chemical resistance.

ITEM #	GALLONS	SIZE
253266	6	12" (Diameter) X 16"H
253267	10	14" (Diameter) X 18"H
253269	14	16" (Diameter) X 20"H



\* All Fastrak Products Shipped in Five Business Days (Quantity Restrictions: 30 Per Table; 6 Per Cabinet)



### First Aid Safety Wall Cabinet



This wall mounted first aid cabinet provides instant access to crucial safety materials. Included in the safety cabinet is an ABC fire extinguisher, fire blanket, first aid kit, 2 plastic one gallon jugs, and one galvanized pail. The cabinet has sliding upper doors and one hinged door. Behind the hinged doors are two adjustable shelves. Two cubbies provide storage space for the jugs.



ITEM #	DIMENSIONS
FAC-3613	36"W x 13"D x 30"H



### Medical Treatment Bench



The perfect bench for practicing your medical skills. The treatment bench also doubles as a recovery couch for the nurse's office. This clean, comfortable first aid bench provides students with a place to practice for future careers in the medical field. It has a solid oak base that will hold up to 500 lbs. The base has a 4" thick durable foam vinyl covered cushion with a built-in head rest. Dimensions: 72"L x 30"W x 26"H.



ITEM #	WOOD	DIMENSIONS
FAB-7230K	Oak	72"L x 30"W x 26"H
FAB-7230M	Maple	72"L x 30"W x 26"H

\* All Fastrak Products Shipped in Five Business Days (Quantity Restrictions: 30 Per Table; 6 Per Cabinet)



### High Quality Compartment Sinks



High quality stainless steel sinks for your toughest cleaning tasks. Whether you need a drain board model or a stainless steel utility/prep basin, we have the right model for you. These one, two and three compartment sinks are perfect for washing, rinsing, and sanitizing. The 1-1/2" rounded front and side edges help contain splashes. The 18 gauge T-304 Stainless Steel is NSF certified and boosts optimum strength and durability. These sinks are safe for food prep. Stainless

sinks all come with 1-5/8" galvanized legs with 1" adjustable high impact corrosion resistant feet, accommodate 8" on center faucets and have a 9" back splash. Select models come with 1/4" pitched drain boards to ensure proper drainage. Each sink has a 3-1/2" drain included. 36"H at sink front, 43-3/4"H at top of back splash. Uses fixture #250784. NSF Approved.

ITEM #	# OF SINKS	BOWL SIZE	UNIT SIZE (W x D)	DRAINBOARD
250478	1	20"W x 12"D x 16"H	21"W x 25-13/16"D	None
250479	1	18"W x 12"D x 18"H	23"W x 23-13/16"D	None
250477	2	18"W x 12"D x 18"H	72"W x 23-13/16"D	(2) 18" Sections
250474	3	18"W x 12"D x 18"H	90"W x 23-13/16"D	(2) 18" Sections
250475	3	18"W x 14"D x 18"H	90"W x 23-13/16"D	(2) 18" Sections
250476	3	20"W x 14"D x 20"H	108"W x 25-13/16"D	(2) 24" Sections



### Stainless Steel Prep Sinks



Two 18 gauge T-304 stainless steel series of prep tables: one completely of stainless steel, the other with a stainless steel top and sink, with galvanized legs and under shelf. Both series have a 16"x 20 x 10"D stainless steel bowl with holes for a deck mounted faucet and include a basket drain. Faucet sold separately. 1" x 2" tubular channels run left to right under the work surface. Then connecting the tubular channels is a 1" x 2" hat channel which reinforces and maintains a level working surface. The back splash is 5"H and all edges are rounded for safety. The shelves can be adjusted to your preferred height. Prep sinks are NSF approved. Choose from models with either a left or right hand sink. The work height is 35-3/4"H and have 1-5/8" diameter legs. Uses fixture #250786. NSF Approved.

ITEM # (STAINLESS BASE)	PART # (GALVANIZED BASE)	SIDE SINK	SIZE
250491	250495	Left	60"W X 30"D
250492	250496	Right	60"W X 30"D
250493	250497	Left	72"W X 30"D
250494	250498	Right	72"W X 30"D

\* All Fastrak Products Shipped in Five Business Days (Quantity Restrictions: 30 Per Table; 6 Per Cabinet)

Budget Compartment Sinks



18 gauge T-430 stainless steel budget sinks have 1-1/2" rounded front and side edges. The 1-5/8" galvanized legs have adjustable high impact corrosion resistant feet. The sinks have 3-1/2" drains and accommodate 8" over counter splash mount faucets. Uses fixture #250784. (faucet is not included). This sink is not NSF Approved. Working height is 35-3/4".



PART #	# OF SINKS	BOWL SIZE	SIZE
250480	1	18" x 14" x 18"	21"W x 21-1/2"D
250481	2	18" x 12" x 18"	39"W x 21-1/2"D
250483	3	18" x 12" x 18"	57"W x 21-1/2"D



8" Splash Mount Faucet

This is an 8" splash mount heavy duty faucet. This is chrome plated mixing faucet has an integrated check valve along with hot and cold indicators on the handles. NSF Approved.

ITEM #	SIZE
250784	12-1/2"W x 12"D x 7"H



4" Deck Mount Faucet

This is a 4" deck mount heavy duty faucet. This is chrome plated mixing faucet has an integrated check valve along with hot and cold indicators on the handles. NSF Approved.

ITEM #	SIZE
250786	8-1/4"W x 8"D x 7"H



4" Splash Mount Faucet

This is a 4" splash mount heavy duty faucet. This is chrome plated mixing faucet has an integrated check valve along with hot and cold indicators on the handles. NSF Approved.

ITEM #	SIZE
250787	8-1/2"W x 5"D x 8"H



Hand Sink With Faucet

This sink is the complete package. It comes complete with a lead free splash mount mixing faucet. with the mounting bracket and drain. The drain measures 1-7/8"; bowl size: 14" x 10" x 5." Made of T-304 Stainless Steel. NSF Approved.

ITEM #	SIZE
250485	17"W x 15-1/2"D x 15"H



Detachable Drainboard

18 gauge T-430 stainless steel drain board attaches to the budget compartment sinks. The drain boards come with self tapping screws and are easy to attach and detach.

ITEM #	SIZE
250484	18" x 18"

\* All Fastrak Products Shipped in Five Business Days (Quantity Restrictions: 30 Per Table; 6 Per Cabinet)



### Drawer for Stainless Steel Tables

Add a drawer to your stainless steel tables. Stainless steel drawers have 5" deep pans which are removable for cleaning. The drawers have a 200 lb. capacity and are ADA compliant. 36"W, 48"W and 60"W tables accommodate one drawer. Two drawers will fit on a 72"W table. Inside Drawer size: 20"L x 20"W x 5"D. NSF Approved.

ITEM #	DRAWER SIZE
250487	26"W x 8"D x 27"H (Outside Dimensions)



### Stainless Steel Tables



Stainless steel tables with galvanized steel legs and under-shelf. The T-430 18-gauge stainless steel top has two sound deadened integrally welded 5-inch "C" channels to reinforce and maintain level working surface (prevent sags). The galvanized legs are 1-5/8" diameter and have adjustable high impact corrosion resistant feet. The under-shelf is adjustable and has two pins per corner providing strength and stability. NSF Approved.

ITEM #	PRODUCT	SIZE
XS-3630	Table	36"W x 30"D x 35"H
XS-4830	Table	48"W x 30"D x 35"H
XS-6030	Table	60"W x 30"D x 35"H
XS-723	Table	72"W x 30"D x 35"H
250516	Set (4) Locking Casters	5"



### Dunnage Racks



Dunnage racks made 1-1/2" square aluminum tubing are the perfect place to store heavy and bulky loads, while keeping them off the ground. The square tube frames provide extra strength and are corrosion resistant. The 36"W model holds up to 3000 lbs. The 48"W model holds up to 2000 lbs. NSF Approved.

ITEM #	SIZE
250489	36"W x 20"D x 12"H
250490	48"W x 20"D x 12"H

### Stainless Steel Over Shelves



Extend the use of your stainless steel tables by adding stainless over shelves. These shelves are made of 18 gauge T-304 stainless steel and are 12"D. The shelves mount directly on the stainless tables with self-tapping screws. You can choose a single shelf or a double shelf. The single shelf is 19-1/2"H. The double shelf is 31"H with an adjustable lower shelf. NSF Approved.

ITEM # (DOUBLE)	ITEM # (SINGLE)	SIZE
250500	250504	36"W X 12"D
250501	250505	48"W X 12"D
250502	250506	60"W X 12"D
250503	250507	72"W X 12"D



### Stainless Steel Equipment Stand



An 18 gauge T430 stainless steel equipment stand designed to hold large equipment. The top is reinforced with 1-1/2" square tubing that has a 3 sided 2" riser with hemmed edge. The legs (1-5/8" diameter) and are galvanized steel. NSF Approved.



ITEM #	DRAWER SIZE
250508	30"W x 25"D x 24"H
250509	30"W x 37"D x 24"H



### All Stainless Steel Machine Stand



Heavy-duty 14 gauge T-304 stainless steel machine stand has a top which is reinforced with support channels and has a marine edge to keep the machine securely in place. There is an adjustable under shelf.

ITEM #	SIZE
250510	24"W x 24"D x 20"H



### Wall Shelf



18 gauge T-304 stainless steel pot racks are the perfect place to store supplies you will access daily. The 12"D shelves have 8" angle supports and a 1-1/2" turn up on the wall side. Available with or without double pot hooks. Units with pot hooks have one double prong for every 12" of pot rack. NSF Approved.

W/O POT HOOKS	WITH POT HOOKS	SIZE
250511	250513	36"W
250512	250514	48"W

### Bun Pan Rack



This front load bun rack stores 20 each 18" x 26" pans. The aluminum tube rack has 5" non-locking swivel casters. Ships KD. NSF Approved.

PART #	SIZE
250515	20-1/4"W x 26"D x 69"H



\* All Fastrak Products Shipped in Five Business Days (Quantity Restrictions: 30 Per Table; 6 Per Cabinet)



### Sewing Units



Our sewing table is a complete storage solution for your sewing, quilting and crafting projects. Crafted with a solid maple frame and a 1-1/4" plastic laminate almond colored top, this table has a smooth and spacious work surface. The maple is finished with an earth-friendly UV finish. The locking storage cabinet features a pullout shelf on full extending glides for easy storage of your sewing machine when not in use. Choose from either a single student unit with one grommet that measures 72"W x 24"D x 30-1/4"H or a 2-student unit with two grommets measuring 72"W x 42"D x 30-1/4"H.

ITEM #	PRODUCT	TOP	SIZE
SMT-7224	Single Unit	1-1/4" Almond Plastic Laminate	72"W x 24"D x 30"H
SMT-7242	Double Unit	1-1/4" Almond Plastic Laminate	72"W x 42"D x 30"H



AMT-6030S

### Fab-Lab Workbench



Flexibility is the key component of this workbench. The bench is perfect for Makerspaces and Fab-Labs. It can be adjusted in height from 25-1/2"H to 35-1/2"H. Add the optional 5" locking casters and you'll add another 6" in height. The legs are 12 gauge steel and have 14 gauge stringers for strength and stability. The steel base is finished with a gray baked enamel finish. The static weight capacity is 1400 lbs. without casters and 1000 lbs with casters added, proving just what a work horse this bench is! Need storage? Add the 14 gauge 12"D shelf. Choose from a 1-3/4" thick maple work surface or the 1-1/2" thick ShopTop®. The bench is 30"D and available in three lengths: 60"W, 72"W or 96"W.



AMT-6030M (Shown with optional shelf & casters)

ITEM #	PRODUCT	SIZE	TOP
AMT-6030S	Fab-Lab Workbench	60"W	1-1/2" ShopTop®
AMT-6030M	Fab-Lab Workbench	60"W	1-3/4" Maple
AMT-7230S	Fab-Lab Workbench	72"W	1-1/2" ShopTop®
AMT-7230M	Fab-Lab Workbench	72"W	1-3/4" Maple
AMT-9630S	Fab-Lab Workbench	96"W	1-1/2" ShopTop®
AMT-9630M	Fab-Lab Workbench	96"W	1-3/4" Maple
252208	Casters, Set of 4	N/A	N/A
252205	60"W Shelf for Workbench	N/A	N/A
252206	72"W Shelf for Workbench	N/A	N/A
252207	96"W Shelf for Workbench	N/A	N/A

\* All Fastrak Products Shipped in Five Business Days (Quantity Restrictions: 30 Per Table; 6 Per Cabinet)



BT113



BT012



BT211

## Solid Oak Book Trucks



Bring the beauty of wood into your classroom or lab. Durable trucks combine a distinctive wood grain of select oak with a natural, medium or dark finish. The fixed shelves are glued then reinforced with screws to support heavy volumes. All trucks have 5" locking swivel casters.



Deep Bronze Oak



Rich Honey Oak



Northwoods Oak



BT311

ITEM #	COLOR	# OF SHELVES	CLEARANCE	SIZE	WEIGHT
BT011	Northwoods Oak	2 Sloped and 1 Flat	12"	37-3/4"W x 13"D x 32"H	55 lbs.
BT012	Rich Honey Oak	2 Sloped and 1 Flat	12"	37-3/4"W x 13"D x 32"H	55 lbs.
BT013	Deep Bronze Oak	2 Sloped and 1 Flat	12"	37-3/4"W x 13"D x 32"H	55 lbs.
BT111	Northwoods Oak	3 Flat	12"	37-3/4"W x 13"D x 32"H	67 lbs.
BT112	Rich Honey Oak	3 Flat	12"	37-3/4"W x 13"D x 32"H	67 lbs.
BT113	Deep Bronze Oak	3 Flat	12"	37-3/4"W x 13"D x 32"H	67 lbs.
BT211	Northwoods Oak	3 Flat	15"	45"W x 14"D x 40-1/2"H	70 lbs.
BT212	Rich Honey Oak	3 Flat	15"	45"W x 14"D x 40-1/2"H	70 lbs.
BT213	Deep Bronze Oak	3 Flat	15"	45"W x 14"D x 40-1/2"H	70 lbs.
BT311	Northwoods Oak	4 Sloped and 1 Flat	11"	42-1/4"W x 18"D x 42"H	162 lbs.
BT312	Rich Honey Oak	4 Sloped and 1 Flat	11"	42-1/4"W x 18"D x 42"H	162 lbs.
BT313	Deep Bronze Oak	4 Sloped and 1 Flat	11"	42-1/4"W x 18"D x 42"H	162 lbs.



## Heavy Duty Book Truck



The LOC book truck is made of 1" hardwood panels, has 1/4" reinforcement rods under shelves, has (4) rubber edge bumpers on lower portion of the book truck. The three fixed shelves to hold numerous books. It rolls on 5" casters, and has a 1" applied bottom to reinforce the sides of book truck. This unit ships fully assembled.

ITEM #	WOOD	SIZE
BT-LOC	Maple	29"W x 16"D x 43-1/2"H

\* All Fastrak Products Shipped in Five Business Days (Quantity Restrictions: 30 Per Table; 6 Per Cabinet)



301-2422



OS-1505

## Bookcases

Open shelving allows for a clear view for all items stored. These can be made with your choice of oak or maple construction. Adjustable shelf weight capacity is 40 lbs. per square foot. A chemical resistant, earth-friendly UV finish coats the top, back and sides of each unit. Available in 3 widths, 3 depths and 3 heights to accommodate many storage needs.

WOOD	WIDTH	DEPTH	35"H	48"H	84"H
Maple	36	12	OS-1702	OS-1502	OS-1409
Maple	36	16	OS-1705	OS-1505	OS-1419
Maple	36	22	OS-1403	OS-1503	OS-1426
Maple	48	12	OS-1703	-	OS-1413
Maple	48	16	OS-1706	-	OS-1420
Maple	48	22	OS-1404	-	OS-1427
Oak	24	22	-	-	301-2422
Oak	36	12	OS-1702K	OS-1502K	OS-1409K
Oak	36	16	OS-1705K	OS-1505K	OS-1419K
Oak	36	22	OS-1403K	OS-1503K	301-3622
Oak	48	12	OS-1703K	-	OS-1413K
Oak	48	16	OS-1706K	-	OS-1420K
Oak	48	22	OS-1404K	-	301-4822

Cabinet should be secured to the wall for safety. Mounting hardware is not included.

## Lipped Shelf Bookcases

Open oak shelving with added safety, anti-roll lips are features on each fixed shelf (all shelves are fixed). A chemical resistant, earth-friendly UV finish coats the top, back and sides of each unit. Available in three heights, shelves are 10 inches apart.

ITEM #	# OF SHELVES	SIZE
445-3616	3 fixed shelves	36"W X 16"D X 36"H
446-3616	4 fixed shelves	36"W X 16"D X 48"H
447-3616	6 fixed shelves	36"W X 16"D X 72"H

Cabinet should be secured to the wall for safety. Mounting hardware is not included.




447-3616



445-3616





CC-4815-72K



## Wood Cubbies



A great way to store materials in your classroom. These cubby units are available in both oak and maple veneer and can be ordered in sections from one to four. Each section contains four cubbies, which measure: 10-1/2"W x 14"D x 10-1/2"H. The 51"H models have four cubbies per section. 72"H models have 6 cubbies per section. The sections are divided with 3/4" veneered plywood and finished with a hard, UV finish. The back is designed to be anchored to a wall for stability. Black rubber base molding gives the cubby unit a finished look.

51"H	72"H	WOOD	W x D	SECTIONS
CC-1215-51K	CC-1215-72K	Oak	12"W x 15"D	1
CC-1215-51M	CC-1215-72M	Maple	12"W x 15"D	1
CC-2415-51K	CC-2415-72K	Oak	24"W x 15"D	2
CC-2415-51M	CC-2415-72M	Maple	24"W x 15"D	2
CC-3615-51K	CC-3615-72K	Oak	36"W x 15"D	3
CC-3615-51M	CC-3615-72M	Maple	36"W x 15"D	3
CC-4815-51K	CC-4815-72K	Oak	48"W x 15"D	4
CC-4815-51M	CC-4815-72M	Maple	48"W x 15"D	4

Cabinet should be secured to the wall for safety. Mounting hardware is not included.

## Backpack Lockers



Store backpacks, coats and totes in these sturdy wood lockers that are available in 51"H and 72"H. The lockers are available in oak or maple veneer. Each section contains two smaller cubbies and a larger backpack cubby. The locker section has a double hook mounted for hanging jackets and backpacks. The sections are divided with 3/4" veneered plywood and finished with a hard, UV finish. The back is designed to be anchored to a wall for stability. Black rubber base molding gives the locker unit a finished look.

51"H	72"H	WOOD	W x D	SECTIONS
BP-1215-51K	BP-1215-72K	Oak	12"W x 15"D	1
BP-1215-51M	BP-1215-72M	Maple	12"W x 15"D	1
BP-2415-51K	BP-2415-72K	Oak	24"W x 15"D	2
BP-2415-51M	BP-2415-72M	Maple	24"W x 15"D	2
BP-3615-51K	BP-3615-72K	Oak	36"W x 15"D	3
BP-3615-51M	BP-3615-72M	Maple	36"W x 15"D	3
BP-4815-51K	BP-4815-72K	Oak	48"W x 15"D	4
BP-4815-51M	BP-4815-72M	Maple	48"W x 15"D	4

Cabinet should be secured to the wall for safety. Mounting hardware is not included.



BP-4815-51M

# Flat Storage



## Paper Storage Cabinet



This maple plywood cabinet provides storage space for flat items like paper, blueprints, and maps. It has seven pull-out drawers measuring 41"W x 24"D x 3"H (inside dimension). Both doors lock. The cabinet can be used as a work surface as well, with its 50"W x 30"D 1-1/4" almond colored plastic laminate top. This unit is meant to be against the wall, the back is unfinished.

ITEM #	SIZE
DPSC-50	50"W x 30"D x 36"H

## Flat File System



Protect and store your art work, drawings or biological collections. These flat files hold papers up to 24" x 36". The inside of the drawers measure 37"W x 24-3/4"D x 1-1/2"H and feature full extension glides. Up to three units can be stacked providing you with ample storage. All three pieces are interlocking to each other or can be independent of each other. Start with the 4" toe kick which is covered with rubber base molding. Next stack the flat files (five drawers each) and for a finished look add the veneered top. Features include dovetailed drawers, your choice of veneered oak or maple, ADA compliant pulls and label holders.



ITEM #	PRODUCT	WOOD	SIZE
FFSB-3624	Separate Sub Base	N/A	40-1/2"W x 27"D x 4"H
FFST-3624K	Flat File Top	Oak	41"W x 28"D x 3/4"H
FFST-3624M	Flat File Top	Maple	41"W x 28"D x 3/4"H

Unit above includes one of each : FFST-3624M (Top), FFS-3624M (Drawers), and FFSB-3624 (Base)

ITEM #	PRODUCT	WOOD	SIZE
FFS-3624K	5-Drawer Section	Oak	40-1/2"W x 27"D x 17"H
FFS-3624M	5-Drawer Section	Maple	40-1/2"W x 27"D x 17"H



## Art Bench



This maple workbench is perfect for storing different types of items. The art bench is designed to be used by four people and has a 64"W x 54"D x 2-1/4" thick maple top. One side of the workbench has storage for flat items, like paper or metal sheets. The six locking drawers are dovetailed and have full extension glides. The inside drawer dimensions are: 32"W x 22"D x 1-3/8"H. The opposite side of the workbench has two locking doors with an adjustable shelf inside the storage cabinet. Can be ordered with or without 4 vises.

ITEM #	# OF VISES	SIZE
WW33-0V	0 Vise	64"W x 54"D x 31-1/4"H
WW33-4V	4 Vises	64"W x 54"D x 31-1/4"H

\* All Fastrak Products Shipped in Five Business Days (Quantity Restrictions: 30 Per Table; 6 Per Cabinet)

## Wall Storage Bench



Constructed of solid maple and maple veneers with an earth-friendly UV finish. The unit includes seven pullout shelves behind locking doors (42-15/16"W x 26-1/4"D, inside dimensions) and eight drawers (19-15/16"W x 18"D, inside dimensions) drawers are fully dovetailed and include locks. Available in 1-3/4" solid maple top or 1-1/4" almond color plastic laminate. This unit is meant to be against a wall. The back is unfinished.

ITEM #	TOP	SIZE
SB-4L	1-3/4" Maple	72"W x 30"D x 36"H
SB-4P	1-1/4" Plastic Laminate	72"W x 30"D x 36"H



SB-4P



## Paper/Drawing Board Storage Cabinet



Perfect for the art room. This versatile cabinet can be used for both drawing board storage and paper storage. 25 slots hold up to 20" x 26" boards and papers (the weight limit for each slot is 2.5 lbs.) The units doors have 3-point locking handles to minimize loss. The plywood cabinet is finished with an earth-friendly UV finish.

ITEM #	WOOD	SIZE
DBC-1	Maple	32"W x 22"D x 84"H

Cabinet should be secured to the wall for safety. Mounting hardware is not included.

## Rock/Paper Storage Cabinet



Whether you are storing paper, rocks, or insects this unit will fit the bill. Seven large drawers (4"H x 44"W x 26"D) big enough to hold large flat objects, each has a maximum weight limit of 100 lbs. The three shelves (two adjustable) allow you to store over-sized items like models. Unit is constructed of your choice of maple or oak veneers and hardwoods with an earth-friendly, chemical-resistant UV finish. It has a three-point locking handle system.

ITEM #	WOOD	SIZE
354-4830M	Maple	48"W x 30"D x 84"H
354-4830	Oak	48"W x 30"D x 84"H

Cabinet should be secured to the wall for safety. Mounting hardware is not included.







## Deluxe Wardrobe Cabinet



Constructed of oak veneers and solid hardwoods with a chemical resistant, earth-friendly UV finish. Half of the unit features a coat rod with a shelf above. Unit also includes two unexposed file drawers with full extension glides. One fixed and three adjustable shelves are found above the file drawers. Mirror measures: 13"H x 9-1/2"W. Unit has three-point latching handles which lock. Weight: 360 lbs.

ITEM #	SIZE
360-3622	36"W x 22"D x 84"H

Cabinet should be secured to the wall for safety. Mounting hardware is not included.

## Wardrobe Cabinet



The perfect compact unit to store your jackets, hats, files, and more. This maple cabinet has one fixed and three adjustable shelves on the left side of the unit and a clothing rod on the right side. The top features a full stationary shelf. The locking door swings easily on five knuckle institutional hinges. Finished with an earth-friendly UV finish.

ITEM #	SIZE
WSC-26	30"W x 22"D x 84"H

Cabinet should be secured to the wall for safety. Mounting hardware is not included.



## Portfolio/Canvas Storage Cabinet



Budding artists have a place to store their portfolios while working on projects with this sturdily built cabinet. It also works great for storing wet canvases while drying. Made of solid maple and maple veneers, this cabinet can hold up to 39 portfolios. Unit holds portfolios for up to 24"D x 30"L papers, portfolios, and canvases. The dividers are removable so you can add thicker portfolios as well. The dividers are made of zinc.

ITEM #	SIZE
333-3630M	36"W x 30"D x 84"H

Cabinet should be secured to the wall for safety. Mounting hardware is not included.

\* All Fastrak Products Shipped in Five Business Days (Quantity Restrictions: 30 Per Table; 6 Per Cabinet)




## Tall Storage Cabinet

Constructed of solid hardwood, solid maple and maple veneers, and highlighted by an earth-friendly UV finish. Upper section consists of four adjustable 1" shelves and one fixed bottom shelf. The locking doors provide secure storage. The lower section consists of four locking drawers (Inside drawer dimensions: 6-3/8"H x 20-7/8"W x 18-3/4"D) that are fully dovetailed.



ITEM #	SIZE
GSC-8*	48"W x 22"D x 84"H

Cabinet should be secured to the wall for safety. Mounting hardware is not included.



## Canvas Door Display Cabinet

Storage and display space combined! This unique storage cabinet gives you lots of storage space without losing any display area. The locking maple cabinet has a fixed bottom and middle shelf and four adjustable shelves. All the shelves are 1" thick and can hold up to 40 lbs. per square foot. The doors of the unit are framed and covered with a black canvas mesh. The entire door area can be used to hang artwork or posters.



ITEM #	SIZE
359-4822M	48"W x 22"D x 84"H

Cabinet should be secured to the wall for safety. Mounting hardware is not included.

\* All Fastrak Products Shipped in Five Business Days (Quantity Restrictions: 30 Per Table; 6 Per Cabinet)



## Tall Storage w/Doors



Solid hardwood and wood veneers with a chemical resistant, earth-friendly UV finish. Hinged doors. cabinet comes with a three-point locking system. Units 36" and wider have 1" shelves. 24" wide oak door units have 3/4" shelves, and one locking door that is hinged right. All units include two fixed and four adjustable shelves (weight capacity: 40 lbs. per sq. ft.). Choice of oak or maple.



ITEM #	WOOD	SIZE	SHELF THICKNESS	DOORS
313-2422K	Oak	24"W x 22"D x 84"H	3/4"	1 Solid Door
353-3622K*	Oak	36"W x 22"D x 84"H	1"	2 Solid Doors
353-4822K*	Oak	48"W x 22"D x 84"H	1"	2 Solid Doors
GSC-24	Maple	24"W x 22"D x 84"H	3/4"	1 Solid Door
GSC-23	Maple	30"W x 22"D x 84"H	3/4"	2 Solid Doors
GSC-36	Maple	36"W x 22"D x 84"H	1"	2 Solid Doors
GSC-22*	Maple	48"W x 22"D x 84"H	1"	2 Solid Doors
GSC-21	Maple	60"W x 22"D x 84"H	1"	2 Solid Doors

Cabinet should be secured to the wall for safety. Mounting hardware is not included.


## Tall Storage w/Split Doors



Beautiful two and four door cabinets with a non-emitting UV finish. The top and bottom doors are divided making it easy to segregate your storage needs. The fixed shelf in the middle creates the ability to lock the top and bottom doors separately. The right hinged doors have a lock which locks both right and left hinged (with astragal) doors. There is also a fixed bottom shelf and two adjustable shelves in the bottom and top sections. Each shelf holds 40 lbs. per square foot. 36"W and 48"W units have 1" thick shelves. 24"W cabinets have 3/4" thick shelves. Choose from maple or oak veneers with solid, locking doors. Available in three widths: 24" (two door), 36" or 48"W (four door).

ITEM #	WOOD	SIZE	SHELF THICKNESS	DOORS
318-2422K	Oak	24"W x 22"D x 84"H	3/4"	2 Solid Doors
356-3622K	Oak	36"W x 22"D x 84"H	1"	4 Solid Doors
356-4822K	Oak	48"W x 22"D x 84"H	1"	4 Solid Doors
318-2422M	Maple	24"W x 22"D x 84"H	3/4"	2 Solid Doors
356-3622M	Maple	36"W x 22"D x 84"H	1"	4 Solid Doors
356-4822M	Maple	48"W x 22"D x 84"H	1"	4 Solid Doors

Cabinet should be secured to the wall for safety. Mounting hardware is not included.



## Tall Storage w/Split Glass Doors



Two and four glass door oak display cabinets that are a great addition to the classroom. The top and bottom doors are divided making it easy to segregate your display types. The fixed shelf in the middle creates the ability to lock the top and the bottom doors separately. The right hinged doors have a lock which locks both right and left hinged (with astragal) doors. There is also a fixed bottom shelf and two adjustable shelves in the bottom and top sections each. Each 1" shelf holds 40 lbs. per square foot. The display cabinet is made of oak veneers with solid wood framed glass doors. The glass doors are made of 3/16" tempered glass. The oak is finished with a non-emitting UV finish. The cabinet is available in three widths: 24" (two door), 36" or 48"W (four door).



ITEM #	WOOD	SIZE	SHELF THICKNESS	DOORS
320-2422	Oak	24"W x 22"D x 84"H	3/4"	2 Glass Doors
357-3622	Oak	36"W x 22"D x 84"H	1"	4 Glass Doors
357-4822	Oak	48"W x 22"D x 84"H	1"	4 Glass Doors

Cabinet should be secured to the wall for safety. Mounting hardware is not included.



## Tall Storage w/Glass Doors



Showcase your specimens with this beautiful clear glass door cabinet. Solid hardwood, solid oak and oak veneers, protected by a chemical resistant, earth-friendly UV finish. The oak framed 3/16" tempered glass doors are designed to crumble when broken preventing large dangerous shards. Each cabinet comes with a three-point locking system. The 24"W cabinet has one locking door that is hinged right. Glass door units have one fixed and four adjustable 1" shelves (weight capacity: 40 lbs. per sq. ft.).



ITEM #	WOOD	SIZE	SHELF THICKNESS	DOORS
315-2422	Oak	24"W x 22"D x 84"H	3/4"	1 Glass Door
358-3622*	Oak	36"W x 22"D x 84"H	1"	2 Glass Doors
358-4822*	Oak	48"W x 22"D x 84"H	1"	2 Glass Doors

Cabinet should be secured to the wall for safety. Mounting hardware is not included.

\* All Fastrak Products Shipped in Five Business Days (Quantity Restrictions: 30 Per Table; 6 Per Cabinet)





## Tote Tray Storage Cabinet

A great place for students to store their art or science projects. This organized storage case includes and holds 48 heavy-duty plastic tote trays. Choose from hinged oak or maple doors with three-point locking handles. It is finished with a chemical resistant, earth-friendly UV finish. Includes 48 totes. Weight: 490 lbs.



ITEM #	PRODUCT	SIZE
350-4822*	Oak Tote Tray Storage Cabinet	48"W x 22"D x 84"H
TTC-48	Maple Tote Tray Storage Cabinet	48"W x 22"D x 84"H
100135*	Replacement Tote Tray	14-10/16"W x 19"D x 3-1/2"H

Cabinet should be secured to the wall for safety. Mounting hardware is not included.

## Tote Tray

Get organized with our heavy-duty plastic tote tray.

ITEM #	COLOR	SIZE
100135*	Tan	14-10/16"W x 19"D x 3-1/2"H



## Tote Tray & Shelf Storage Cabinet

A great place to store projects and larger objects...perfect for a science or art room. This unit is made up of your choice of maple or oak veneers with an earth-friendly, chemical resistant UV finish. The doors have three-point locking handles for secure storage. Inside you will find 24 totes and one fixed and two adjustable shelves.



ITEM #	PRODUCT	SIZE
351-4822M	Maple Tote Tray/Shelf Cabinet	48"W x 22"D x 84"H
351-4822K	Oak Tote Tray/Shelf Cabinet	48"W x 22"D x 84"H
100135*	Replacement Tote Tray	14-10/16"W x 19"D x 3-1/2"H

Cabinet should be secured to the wall for safety. Mounting hardware is not included.

\* All Fastrak Products Shipped in Five Business Days (Quantity Restrictions: 30 Per Table; 6 Per Cabinet)



## Drawing Supply Cabinet

Hold all your key drawing supplies in one place. This plywood and maple hardwood cabinet is built to hold T-squares, 18" x 24" drawing boards and other supplies for either 24 (48" cabinet) or 36 (60" cabinet) students. The 3-point locking handles protect the items from theft. An upper shelf provides a place to store extra materials such as paper and books. The eight totes provide space to put compasses, triangles, and other drawing supplies. Can be ordered with or without tools.

ITEM #	PRODUCT	SIZE
DTC-24	Maple Cabinet With Totes	48"W x 22"D x 84"H
DTC-24WT	Maple Cabinet With Tools & Totes	48"W x 22"D x 84"H
DTC-36	Maple Cabinet With Totes	60"W x 22"D x 84"H
DTC-36WT	Maple Cabinet With Tools & Totes	60"W x 22"D x 84"H

Cabinet should be secured to the wall for safety. Mounting hardware is not included.



## Art Supply Cabinet

24 students can store their drawing boards, T-square and totes with their supplies in a secure, locking cabinet. The plywood cabinet has 3-point locking handles and includes 24 tote trays. Finished with an earth-friendly UV finish.

ITEM #	PRODUCT	SIZE
DTC-5	Maple Cabinet With Totes	48"W x 22"D x 84"H
DTC-5WT	Maple Cabinet With Tools & Totes	48"W x 22"D x 84"H
100135*	Plastic Replacement Tote	14-10/16"W x 19"D x 3-1/2"H

Cabinet should be secured to the wall for safety. Mounting hardware is not included.



## Parts Storage Cabinet

Whether you are storing bolts, paints or threads, this unit is the perfect solutions for storing small parts. Constructed of maple veneers and banded with solid maple (with a 3/4" thick back), and finished an earth-friendly UV finish. It has a 3-point locking doors that are hung on five knuckle institutional hinges. Included in the unit are three adjustable shelves and 80 plastic bins.

ITEM #	PRODUCT	SIZE
PSC-80	Maple Parts Storage Cabinet	36"W x 18"D x 84"H

Cabinet should be secured to the wall for safety. Mounting hardware is not included.

\* All Fastrak Products Shipped in Five Business Days (Quantity Restrictions: 30 Per Table; 6 Per Cabinet)



## Premier Display Cabinet



These beautiful maple and oak cabinets can be used to display anything from artwork to taxidermy to trophies. One fixed bottom shelf and three adjustable tempered glass shelves provide lots of flexible storage. Weight capacity per shelf is 30 lbs. The sliding glass doors and sides allow people to view the highlighted items through a locked display. The light is included but not installed. Local codes may require it to be hardwired.

ITEM #	WOOD	SIZE
380-4822M	Maple	48"W x 22"D x 84"H
380-4822K	Oak	48"W x 22"D x 84"H

Cabinet should be secured to the wall for safety. Mounting hardware is not included.

## Knowledge-Plus Wall



Provides you with a way to present to your class, but also provides you with ample storage for all your classroom activities. This unit includes 2-4' sliding porcelain marker boards. Directly above the marker rail, which extends the width of the unit. The porcelain marker boards are magnetized as well. Behind the sliding marker boards are three adjustable shelves. The lower storage cabinets contain one adjustable shelf and both units lock.

ITEM #	WOOD	SIZE
LW-8K	Oak	96"W x 24"D x 84-1/2"H
LW-8M	Maple	96"W x 24"D x 84-1/2"H

Cabinet should be secured to the wall for safety. Mounting hardware is not included.



## 48" Tool Cabinet Storage



Cabinet is constructed of solid maple and maple veneer. The interior on the upper half, including the doors, are lined with 1/4" pegboard. The lower half has one fixed and two adjustable 1" plywood shelves. Both sets of doors include locks. The cabinet can be ordered with pegs designed for either general shop tools or woodworking tools. They can also be ordered with the tools. Three sizes of totes are also available and sold separately. Overall size: 48"W x 22"D x 84"H.

ITEM #	PRODUCT
TC-4810	Cabinet w/Pegs for Woodworking Tools
TC-4810WT	Cabinet w/Woodworking Tools
TC-4812	Cabinet w/Pegs for General Shop Tools
TC-4812WT	Cabinet w/ General Shop Tools
15-0082	Nail Box: 51-1/2"W x 10-1/2"L x 2-1/2"D (3 comp.)
15-0081	Tote Tray: 13-1/2"W x 19"L x 4-1/4"D
15-0084	Tote Tray: 9"W x 19"L x 4-3/8"D

Cabinet should be secured to the wall for safety. Mounting hardware is not included.



## All-Purpose Tool Storage Cabinet



Cabinet is constructed of solid maple and maple veneer. The interior on the upper half, including the doors, is lined with 1/4" pegboard. The lower half has one fixed and two adjustable 1" plywood shelves. Both sets of doors include locks. Unit includes assorted tool pegs, mounted plug mold strip with six outlets, switch, breaker, cord, and plug. Three sizes of totes are sold separately. Overall size: 48"W x 22"D x 84"H.

ITEM #	PRODUCT
TETC-40	All-Purpose Tool Storage Cabinet
TETC-40WT	All-Purpose Tool Storage Cabinet w/Tools
15-0082	Nail Box: 5-1/2"W x 10-1/2"L x 2-1/2"D
15-0081	Tote Tray: 13-1/2"W x 19"L x 4-1/4"D
15-0084	Tote Tray: 9"W x 19"L x 4-3/8"D

Cabinet should be secured to the wall for safety. Mounting hardware is not included.

\* All Fastrak Products Shipped in Five Business Days (Quantity Restrictions: 30 Per Table; 6 Per Cabinet)





TC-12WT | GENERAL

## 60" Tool Cabinet Storage

Cabinet is constructed of solid maple and maple veneer. The interior on the upper half, including the doors, is lined with 1/4" pegboard. The lower half has one fixed and two adjustable 1" plywood shelves. Both sets of doors include locks. The cabinet can be ordered with or without tools—they are designed for a variety of tool combinations and with tools for a specific use. Three sizes of totes are also available and sold separately. Overall size: 60"W x 22"D x 84"H.

ITEM #	PRODUCT
TC-4	Cabinet w/60 Assorted Hooks
TC-10	Cabinet w/Pegs for Woodworking
TC-10WT	Cabinet with Woodworking Tools
TC-11	Cabinet w/Pegs for Metalworking Tools
TC-12	Cabinet w/Pegs for General Shop
TC-12WT	Cabinet with General Shop Tools
TC-13	Cabinet w/Pegs for Electrical Tools
TC-14	Cabinet w/Pegs for Automotive Tools
TC-15	Cabinet w/Pegs for Welding Tools

Cabinet should be secured to the wall for safety. Mounting hardware is not included.

ITEM #	PRODUCT
TC-16	Cabinet w/Pegs for Power Technology Tools
TC-17	Cabinet w/Pegs for Foundry
TC-22	Cabinet w/Pegs for Machine Shop Tools
TC-24	Cabinet w/Pegs for Marine Tools
TC-30	Cabinet w/Pegs for Electronics Tools
15-0082	Nail Box: 5-1/2"W x 10-1/2"L x 2-1/2"D (3 comp.)
15-0081	Tote Tray: 13-1/2"W x 19"L x 4-1/4"D
15-0084	Tote Tray: 9"W x 19"L x 4-3/8"D

## Hanging Storage Cabinet

Made of three sections, with the middle section mounted to the wall and the hinged outside section can be closed and locked. The plywood cabinet is lined with a pegboard interior to allow flexible arrangements of tools. The unit comes with an assortment of hooks. When open, it provides 96"W of continuous tool mounting area. It has an earth-friendly UV finish. Center measures 48"W x 6"D x 48"H. Outside sections dimensions: 24"W x 6"D x 48"H.

ITEM #	PRODUCT	SIZE
MC-1	Hanging Storage Cabinet	48"W x 12"D x 48"H





## Micro-Charger Glass Door Cabinet



This beautiful oak cabinet with tempered glass doors is finished with a chemical resistant, earth-friendly UV finish. It is equipped to recharge up to 16 cordless microscopes (not included) within eight hours while it is safely stored behind locked doors (Microscope Dimensions: 8-3/4"W x 16-3/4"H). All this with only one electrical connection. The microscopes are protected from theft by a three-point locking handle. Overall size: 36"W x 84"H.

ITEM #	PRODUCT	SIZE	MICROSCOPE DEPTH
373-3616	Micro-Charger Glass Door Cabinet	16"D	12-1/4"D
373-3622	Micro-Charger Glass Door Cabinet	22"D	16-1/4"D

Cabinet should be secured to the wall for safety. Mounting hardware is not included.



## Microscope Storage Cabinet



Constructed of solid oak, hardwood and oak veneers, using dowel construction, with a chemical resistant, earth-friendly UV finish. Solid oak framed glazed doors are hinged with three-point locking handles. Tempered glass is 3/16" thick. Microscopes are stored safely and conveniently on two fixed and three adjust-able 1" shelves (weight capacity of 40 lbs. per sq. ft.). Adjustable wire dividers allow for storage of microscopes of various sizes. Dividers can be removed to use shelves for general storage. The 24"W cabinet has one locking door that is hinged right. Available in three widths (24", 36" and 48"W) and two depths (16" and 22"D). Using the parameter of the maximum size of microscope being 7-1/4"W x 14"H, the 24"W cabinet would hold 15 scopes, the 36"W cabinet would hold 20 scopes and the 48"W would hold 25-30 microscopes. 16"D cabinets accommodate scopes up to 12-1/4"D. 22"D cabinets accommodate scopes up to 16-1/4"D. All cabinets are 84"H.

ITEM #	# OF DOORS	SIZE
370-2416	1	24"W x 16"D
372-3616	2	36"W x 16"D
372-4816*	2	48"W x 16"D
370-2422	1	24"W x 22"D
372-3622	2	36"W x 22"D
372-4822	2	48"W x 22"D

Cabinet should be secured to the wall for safety. Mounting hardware is not included.

\* All Fastrak Products Shipped in Five Business Days (Quantity Restrictions: 30 Per Table; 6 Per Cabinet)

## Mobile Micro-Charge Station



A mobile oak cabinet that is equipped to recharge microscopes while they are safely stored behind locked doors. The peninsula style cabinet interior holds 20 microscopes (7"W x 9"D x 15"H) and has storage space for other essentials such as slides. All this with only one electrical connection from the cabinet's side. It is finished with a chemical resistant, earth-friendly UV finish. The 1-1/4" plastic laminate top doubles as a work surface. Mobile capacity: 500 lbs. Weight: 311 lbs.



ITEM #	TOP	SIZE
4741K*	1-1/4" Plastic Laminate	48"W x 30"D x 40-1/4"H



## Mobile Microscope Storage Cabinet



Provides a safe, convenient way to store your microscopes. It is constructed of solid hardwood, solid oak and oak veneers with a chemical resistant, earth-friendly UV finish. The front and back doors have locks. The unit contains removable wire dividers to provide an individual space for each individual microscope (6-3/4" x 10" x 15-1/2"). With a mobile capacity of 500 lbs., this cabinet rolls on heavy-duty swivel casters with brakes. The top is 1-1/4" black plastic laminate and furnishes an auxiliary work surface. The cabinet has storage for 24 standard microscopes. Weight: 220 lbs.

ITEM #	TOP	SIZE
4701K*	1-1/4" Plastic Laminate	48"W x 24"D x 40-3/4"H

## Large Microscope Storage Cabinet



This new microscope storage cabinet is perfect for storing large microscopes. It is constructed of solid hardwoods with a chemical resistant, earth-friendly UV finish. Choose from either solid oak or maple veneer. This cabinet holds up to fifteen, 9"W x 15"D x 16-1/2"H microscopes. Secure, locking oversized doors for easy accessibility. It also contains adjustable wire dividers to create a flexible storage solution for any size microscope. This cabinet rolls on heavy-duty 4" casters with brakes.

ITEM #	WOOD	SIZE
4711K	Oak	54"W x 24"D x 64-1/4"H
4711M	Maple	54"W x 24"D x 64-1/4"H



\* All Fastrak Products Shipped in Five Business Days (Quantity Restrictions: 30 Per Table; 6 Per Cabinet)

## Mobile Laptop Recharging Station



A safe, efficient and mobile way to handle laptop computers. Sliding hardwood plywood doors front and back provide easy access to storage as well as the charging station. Multiple outlet plug strips in the back section allow easy plug-in of up to 20 computers. The cords from the outlet strips can be fed through a hole in the floor of the unit so that the doors can be locked during charging. The wire dividers are perforated and a fan and vent is provided to minimize heat buildup during charging. Constructed of oak and oak veneers with a 1-1/4" high pressure laminate work surface. This unit rolls easily on 4" ball bearing, locking, swivel casters.



ITEM #	TOP	SIZE
5301K*	1-1/4" Plastic Laminate	48"W x 36"D x 36"H



## Mobile Balance Storage Cabinet



Constructed of solid oak and oak veneered plywood with chemical resistant, earth-friendly UV finish. Featured are locking doors, both front and back with unbreakable aluminum glides. Supplied with four adjustable shelves (weight capacity of 40 lbs. per sq. ft.). With a mobile capacity of 500 lbs., it rolls on heavy-duty swivel casters with brakes. The top is black 1-1/4" plastic laminate and furnishes an additional work surface. Shelves are 3/4"H x 8"D x 42"L. Weight: 230 lbs.

ITEM #	TOP	SIZE
5201K*	1-1/4" Plastic Laminate	48"W x 24"D x 40"H

## Skeleton Cabinet



Choose the model that suits your classroom skeleton—either on a rolling stand or a hanging model on a retractable glide. Constructed of solid oak and oak veneers, with a chemical resistant, earth-friendly UV finish. The retractable glide is included in the hanging model. Both locking cabinets have wood framed 3/16" tempered glass doors for easy viewing. A shelf is included with each unit for extra storage. Weight: 220 lbs.

ITEM #	PRODUCT	SIZE
375-2422	Hanging Model Cabinet	24"W x 22"D x 84"H
377-2422	Roll-in Cabinet	24"W x 22"D x 84"H



Skeletons not Included.

\* All Fastrak Products Shipped in Five Business Days (Quantity Restrictions: 30 Per Table; 6 Per Cabinet)



## Economy Mobile Storage Cabinet



Ideal for moving demonstrations around the room, school or lab. Constructed of select oak and oak veneers with a chemical resistant, earth-friendly UV finish. Includes unbreakable aluminum sliding door glides, lock and one fixed shelf (clearance of the shelf is 13-5/8"). Choose from two top options: 1-1/4" Plastic Laminate or 1-1/4" ChemGuard. Unit has a weight capacity of 500 lbs. Weight: 180 lbs.



ITEM #	TOP	SIZE
4101K*	1-1/4" Plastic Laminate	48"W x 24"D x 36"H
4102K	1-1/4" ChemGuard	48"W x 24"D x 36"H



## Mobile Storage Cabinet



A compact, versatile rolling storage cabinet that is constructed of select oak and oak veneers with a chemical resistant, earth-friendly UV finish. The adjustable shelf is arranged to allow tall items to be placed in the unit as well as allowing use of the shelf (measures 18"D x 32"W). With a mobile capacity of 500 lbs., it comes equipped with four heavy-duty swivel casters with brakes. The doors lock for security. The unit is available with black 1-1/4" Plastic Laminate or 1-1/4" ChemGuard top. Shipping weight: 140 lbs.

ITEM #	TOP	SIZE
4401K*	1-1/4" Plastic Laminate	36"W x 24"D x 36"H
4402K*	1-1/4" ChemGuard	36"W x 24"D x 36"H

## Mobile Demo Cart



Designed for the transportation of equipment and supplies. Features your choice of solid oak or maple construction. The legs are 2-1/4" square and are securely fastened to the 4-1/2" high apron with factory installed 5/16" hanger bolts through the heavy-duty 13 gauge steel corner braces. Includes leg stretchers and auxiliary plywood shelf. The unit rolls easily on 4 factory installed 3" ball-bearing swivel casters with brakes. The cart is finished with a chemical resistant, earth-friendly UV finish. The unit is supplied with either a factory installed black 1-1/4" Plastic Laminate or 1-1/4" chemical resistant ChemGuard top. Shipped partially unassembled. Weight: 95 lbs.

ITEM #	TOP	MATERIAL	SIZE
4501K*	1-1/4" Plastic Laminate	Oak	36"W x 24"D x 30"H
4502K*	1-1/4" ChemGuard	Oak	36"W x 24"D x 30"H
PDC-2426	1-1/4" Plastic Laminate	Maple	36"W x 24"D x 30"H



\* All Fastrak Products Shipped in Five Business Days (Quantity Restrictions: 30 Per Table; 6 Per Cabinet)



## Mobile Storage Cabinet



This mobile cabinet is constructed of maple plywood with a chemical resistant, earth-friendly UV finish and rolls easily on 4" locking, swivel casters. Choose from two top options: 1-1/4" ChemGuard top or 1-3/4" maple top. And a choice of two cabinet styles: open style cabinet with no doors, or a locking cabinet with two swinging doors. Both styles include an adjustable interior shelf.

ITEM #	SIZE	CABINET STYLE	TOP
MDC-2436C	36"W x 24"D x 33-1/2"H	Open	1-1/4" ChemGuard
MDC-2436M	36"W x 24"D x 34"H	Open	1-3/4" Maple
EMDC-2436C	36"W x 24"D x 33-1/2"H	Locking	1-1/4" ChemGuard
EMDC-2436M	36"W x 24"D x 34"H	Locking	1-3/4" Maple



## Mobile Door Cabinet With Pegboard



Transport your supplies easily with this rolling unit. Constructed of solid maple and maple veneer. The right side of the unit is fitted with 1/4" pegboard and hooks for tool mounting. Unit also includes locking double doors, an adjustable shelf and 4" locking swivel casters.

ITEM #	SIZE	TOP
WMSC-3135	36"W x 24"D x 36-1/2"H	1-3/4" Maple

## Mobile Drawer Cabinet With Pegboard



Store small items in the three drawers and larger items in the larger cabinet area with one adjustable shelf. The unit is constructed of solid maple and maple veneers and features a 1/4" pegboard on the right side of the unit for mounting tools (includes nine hooks). Rolls easily on 4" locking swivel casters. Your choice of a 1-1/4" ChemGuard top or 1-3/4" maple top.

ITEM #	SIZE	TOP
WMSC-3735	36"W x 24"D x 36-1/2"H	1-3/4" Maple
WMSC-3735BL	36"W x 24"D x 36"H	1-1/4" ChemGuard





## Mobile Tote Tray Cabinet



Organize materials or assign separate storage with this mobile tote tray cabinet with a durable 1" bottom. It holds up to 24 totes. 4" locking swivel casters allow the cabinet to be moved easily or just set aside when not needed. The unit can be ordered with locking doors or as an open cabinet.

ITEM #	PRODUCT	SIZE
MTTC-4824	Open Style Cabinet	48"W x 22"D x 51"H
MTTC-4824WD	Cabinet with Doors	48"W x 22"D x 51"H
100135	Replacement Tote Trays	14-1/4"W x 19"D x 3-1/2"H

## Mobile Tote Tray Storage



Constructed of oak veneers and solid oak with a chemical resistant, earth-friendly UV finish. This mobile cabinet organizes materials with the included 21 heavy-duty plastic tote trays. This unit rolls easily on 4" locking swivel casters with a mobile capacity of 500 lbs. The two locking doors swing 270 degrees. The 1-1/4" plastic laminate top can double as a work surface or demonstration area.

ITEM #	PRODUCT	SIZE
4751K*	Mobile Tote Tray Storage	48"W x 24"D x 41-1/2"H
100135*	Replacement Tote Tray	14-1/4"W x 19"D x 3-1/2"H



## Write-N-Roll Mobile Storage



Versatile mobile storage with an adjustable position top that is made of 3/4" white markerboard with a 3mm black PVC edge. Use it to easily jot down messages or to demonstrate techniques. The top can be positioned conveniently with the two 10-position arms. Directly beneath the top is storage (19" x 25") for flat items. The cabinet is constructed of oak and select hardwood veneers with a chemical resistant, earth-friendly UV finish. Open the doors which feature 96MM pulls to reveal even more storage. The left side of the cabinet has five tote trays (13" x 17-1/2" x 3-1/2" inside dimension) that can be adjusted on 1-1/2" centers. The right side of the unit features three drawers (13" x 17" x 2-1/2" inside dimension) that are mounted on adjustable drawer glides that can be mounted on 1/2" centers. With a mobile capacity of 500 lbs., it rolls easily on 4" swivel casters with brakes. Weight: 175 lbs.

ITEM #	TOP	SIZE
4901K	3/4" White Marker Board	36"W x 24"D x 36"H

\* All Fastrak Products Shipped in Five Business Days (Quantity Restrictions: 30 Per Table; 6 Per Cabinet)

## Classic Mobile Demo Table



Constructed from select maple and maple veneers with a chemical resistant, earth-friendly UV finish. It features unbreakable aluminum sliding door glides and lock. Edges of the 1-1/4" plastic laminate top are bound with a plastic-T molding. Includes an inlet and duplex outlet, 25' extension cord and two adjustable shelves. With a mobile capacity of 500 lbs. Extended Top: 72"W x 24"D. Weight: 230 lbs.

ITEM #	TOP	SIZE
4121MF	1-14" Plastic Laminate	48"W x 24"D x 36"H



## Extra Large Mobile Storage Cabinet



Need to move a lot of items at once? This sturdy storage cabinet with 1" bottom can help. It has two fixed and two adjustable shelves, which are concealed behind two locking doors with 3-point handle. The unit moves easily on 4" locking, swivel casters.

ITEM #	PRODUCT	SIZE
MSSC-200	Extra Large Mobile Storage Cabinet	48"W x 22"D x 66"H



## Mobile Work Bench



Flexible workbench can be used anywhere from the kitchen, to the workshop, to the classroom. Moves easily from room to room on locking swivel casters. Base is constructed of plywood and solid maple with a 1-3/4" maple top. Unit consists of a locking double door cabinet with adjustable shelf and two built-in angled pegboard panels to store tools.

ITEM #	TOP	SIZE
EMWB-6	1-3/4" Maple	60"W x 28"D x 29-1/2"H



\* All Fastrak Products Shipped in Five Business Days (Quantity Restrictions: 30 Per Table; 6 Per Cabinet)



## Bench Vise

This sturdy vise is a 4-1/2" swivel base vise is ideal for the Robotics Bench. The vise is manufactured from cast iron featuring steel vise jaws, threaded spindle assembly and a chrome lockdown. The vise can be rotated up to 240 degree on its base for work positioning. The built in pipe jaws allow holding small pipes and tubes ranging in diameter from 0.6"D to 1.85"D. The vise is painted with a durable blue powder coat.

ITEM #	PRODUCT
251909	Bench Vise



## Magnetic Tool Holder

Magnetic Tool Holder can be used to organize hammers, wrenches, screwdrivers and more. This is perfect for use for your tools on the Robotics Bench. Has durable black powder coating. Magnet is 13"W x 1"D x 1"H, and made of powder coated steel.

ITEM #	PRODUCT
251913	Magnetic Tool Holder



## Clamp Outlet/USB Hub

The new Clamp Mount Outlet & USB Charger will add instant convenient AC power and USB charging accessibility to your work surface. Keep your laptops, tablets, tools, or other mobile computing devices charged and ready to go at your table, workbench, or anywhere else power access is needed.

ITEM #	PRODUCT
251975	Clamp Outlet/USB Hub



## Soldering Board

A high temperature insulated millboard with 1/4" soldering sheet. The sheet takes a maximum temperature of 1380 degrees and has a heat flow rate at 750 degrees. This is the perfect application to protect your work surface on table or cabinet. This millboard is framed with 1/2" plywood bottom and edge banding to create the perfect 3/4" soldering surface for any project.

ITEM #	PRODUCT	SIZE
VXS-1818	Soldering Board	18"W x 18"D





### Robotic Workbench



Robotic team storage for three robots and supplies. The maple plywood workbench provides three separate storage compartments. Each compartment has a rollout shelf which holds up to an 18" square robot. Also, within the compartment is a separate drawer with a customizable foam insert (included) to store tools (not included). Each compartment is outfitted to accept a combination lock. The top is ShopTop®, which sandwiches a medium-density fiberboard between two layers of 1/2" high-density particleboard, creating a non-conductive and splinter proof top.

The 1-1/4" ShopTop® can be extended an extra 8" by raising it and locking. Lowering the extension allows the unit to fit through standard doorways and moves easily on six 4" heavy-duty, locking casters.

ITEM #	PRODUCT	SIZE
VXR-7228M	Cabinet w/VEX Logo	72"W x 26"D x 37"H
XR-7228M	Cabinet	72"W x 26"D x 37"H



### Robotic Storage Cabinet



A mobile storage cabinet designed to work perfectly to store your robots and parts. The cabinet is made of maple plywood and has swinging doors that are outfitted with 3 point locking handles for security. The interior has two sections. The left-hand section has two pull out drawers with full extension glides for storing fully or partially built robots. The right-hand section has one fixed and four adjustable shelves. The cabinet comes with 10 totes and rolls easily on heavy-duty locking casters.

ITEM #	PRODUCT	SIZE
VXP-5024M	Cabinet w/VEX Logo	50"W x 24"D x 53"H
XP-5024M	Cabinet	50"W x 24"D x 53"H

\* All Fastrak Products Shipped in Five Business Days (Quantity Restrictions: 30 Per Table; 6 Per Cabinet)



### Robot Compartment Storage



This mobile robotics storage cabinet offers storage for six competition size robots. This maple plywood storage cabinet provides six separate storage compartments. Each of the six compartments has a fixed shelf which holds up to an 18" square robot. The solid doors are outfitted with a secure 3 point locking handle. This cabinet is constructed with a 1" thick bottom for security and durability. The mobile robotics storage cabinet moves easily on 4" heavy-duty locking casters.

ITEM #	PRODUCT	SIZE
VXM-4424	Cabinet w/VEX Logo	44"W x 24"D x 68"H
XM-4424	Cabinet	44"W x 24"D x 68"H

### Robot Tote Storage



VXT-3624

VXT-5024

A mobile storage cabinet designed to work perfectly to store your VEX tote trays (tote trays not included). The cabinet is made of maple plywood and has swinging doors that are outfitted with 3 point locking handles for security. The interior has adjustable shelves for versatile storage. The cabinet rolls easily on heavy duty locking casters. There are two sizes available, and the cabinet is finished on all the sides.


ITEM #	PRODUCT	TOTES	SIZE
VXT-3624	Cabinet w/Vex Logo	10	36"W x 24"D x 53"H
XT-3624	Cabinet	10	36"W x 24"D x 53"H
VXT-5024	Cabinet w/Vex Logo	15	50"W x 24"D x 53"H
XT-5024	Cabinet	15	50"W x 24"D x 53"H



\* All Fastrak Products Shipped in Five Business Days (Quantity Restrictions: 30 Per Table; 6 Per Cabinet)



Fold-down Monitor Display



Monitor w/  
Plexiglass



Protect Monitor w/  
Phenolic Panel

## Interactive Mobile Media Cabinet



A unique mobile cabinet that allows the user to store, move and use many electronic devices at one time. The unit has ample storage with two dovetailed drawers and cabinets with adjustable shelves for things like projectors, printers, laptops, and general supply items. The 3/4" phenolic resin top is both chemical resistant and easy to clean. The top has a cutout section (21-3/4"W x 17-1/4"D) where a monitor can be attached to a flat panel monitor arm. A monitor (not included) can adjust to be exposed above the cabinet, or used in the cabinet and seen through a Plexiglas panel that fits over the opening. A phenolic panel is also included for times when the monitor is not needed. The unit includes a pullout keyboard tray, 2 data ports, an extension cord, a duplex outlet and an inlet plug. On the backside of the unit, doors provide access to a power-strip, which has eight outlets. Throughout the unit there are holes for running cables to the appropriate areas. Venting is cleverly disguised in the bottom of the unit. This unit is available in either oak or maple veneer and is finished in a chemical resistant finish.

ITEM #	PRODUCT	WOOD	SIZE
4544K	Mobile Media Cabinet	Oak	74"W x 32"D x 36"H
4544M	Mobile Media Cabinet	Maple	74"W x 32"D x 36"H

Note: Monitor, computer, etc. are not included.

\* All Fastrak Products Shipped in Five Business Days (Quantity Restrictions: 30 Per Table; 6 Per Cabinet)



## ADA Mobile Lab Unit

Perfect for the physically impaired or for classroom demos. Constructed of solid oak, hardwood and oak veneers with a chemical resistant, earth-friendly UV finish. The 1-1/4" ChemGuard top is supplied with or without a stainless steel sink, toggle switch water pump, two 2-1/2 gallon supply and waste containers, GFI AC duplex receptacle with inlet socket, 25' extension cord, two rod sockets, two each 3/4" diameter x 36" long upright rods, 1/2" x 40" crossbar and two rod clamps. With a mobile capacity of 500 lbs. it rolls easily on 4" ball-bearing swivel casters with brakes. Dovetailed drawers are constructed of plywood and ride on epoxy coated glides. Cupboard door and drawers have locks. Wheelchair accessible from two sides, measures 32"W x 29"H. Inside drawers measure: 14-1/2"W x 19"D x 6"H. Weight: 240 lbs. Overall size: 72"L x 24"D x 33"H.

ITEM #	PRODUCT	SINK
4352K*	ADA Compatible Mobile Lab Station w/Sink & Rod Sockets	15"L x 13"W x 5"D
4352KF	ADA Compatible Mobile Lab Station w/Flat Top	N/A
4352KF-RS	ADA Compatible Mobile Lab Station w/Rod Sockets	15"L x 13"W x 5"D
100245GRARM*	Greenlaw Arm	N/A
100604*	Upright Set w/Full Crossbar	N/A
4000K*	Optional Mirror	N/A
4001K*	Optional Mirror/Marker Board	N/A

Note: On "RS" units, the greenlaw arm or upright full crossbar set is not included.

## Hot Water Mobile Station



Need hot water, but there is no plumbing close? This hot water stations provides the ability to move to any location and still have access to hot water. The oak veneer cabinet features a water heater and water pump providing you with a hot or cold water. Water tanks: 5 gallon fresh water tank and 6 gallon waste water tank. We recommend starting with room temperature water in the fresh water tank to get the maximum use of the water heater. Water heats up to 10 to 15 degrees warmer than the fresh tank temperature. Equipped with a 1-1/4" plastic laminate top with a stainless steel sink, a hot and cold water mixing faucet and a duplex outlet. It comes with an extension cord and has an outlet. Unit rolls easily on 4" locking swivel casters.

ITEM #	TOP	SIZE
HWS-3624	1-1/4" Plastic Laminate	36W" x 24D" x 36H"



\* All Fastrak Products Shipped in Five Business Days (Quantity Restrictions: 30 Per Table; 6 Per Cabinet)



## Mobile Laboratory Unit



A fully equipped, locking self-contained demonstration unit. It features, a sturdy 1-1/4" plastic laminate top with durable drop leaf extensions. Constructed from select oak and oak veneers with chemical resistant, earth-friendly UV finish. It features unbreakable aluminum sliding door glides and lock. The unit comes standard with a stainless steel sink, and a hand pump. A GFI protected AC duplex electrical outlet is built into the lab. Includes a 25-foot extension cord, two tote trays, two 2-1/2 gallon water bottles, connection hoses, two 3/4" diameter upright rods, one 1/2" diameter crossbar and clamps, a propane burner with stand and 2 adjustable shelves. Unit is also available without the sink, faucet, rod sockets and upright set. Rolls easily on 4" heavy-duty ball-bearing swivel casters with brakes; mobile capacity of 500 lbs. Weight: 230 lbs. Overall dimensions: 48"W x 24"D x 36"H. Extended Top: 72"W x 24"D. Sink: 15"W x 13"L x 5"D.



4121K

ITEM #	PRODUCT
4121K *	Mobile Laboratory Unit w/Sink & Rod Sockets
4121KF	Mobile Laboratory Unit w/Flat Top
4121KF-RS	Mobile Laboratory Unit Mobile w/Flat Top, Rod Sockets
100245GRARM*	Greenlaw Arm
100604*	Upright Set w/Full Crossbar
4000K*	Optional Mirror
4001K*	Optional Mirror/Marker Board

Note: On "RS" units, the greenlaw arm or upright full crossbar set is not included.



4222K

## Mobile Demo Table With Drawers



Self-contained unit with its own water supply, waste container, stainless steel sink and hand pump, two 3/4" diameter upright rods, one 1/2" diameter crossbar and clamps. The four drawers are mounted on epoxy-coated nylon bearing glides. Sliding, locking doors conceal the drawers and storage compartment, and the supplied two 2-1/2 gallon water bottles. Finished with a chemical resistant, earth-friendly UV finish. Heavy-duty 4" ball-bearing swivel casters with brakes, support 500 lbs. Includes a GFI protected AC duplex electrical outlet and can be powered with the supplied 25' extension cord. The top is 1-1/4" thick ChemGuard high pressure laminate. Sink measures 15"W x 13"L x 5"D. Unit is also available without the sink, faucet, rod sockets and upright set. Weight: 215 lbs. Overall dimensions are 48"W x 28"D x 36"H.

ITEM #	PRODUCT
4222K*	Mobile Demo Table w/Sink & Rod Sockets
4222KF	Mobile Demo Table w/Flat Top
4222KF-RS	Mobile Demo Table w/Flat Top, Rod Sockets
100245GRARM*	Greenlaw Arm
100604*	Upright Set w/Full Crossbar
4000K*	Optional Mirror
4001K*	Optional Mirror/Marker Board

Note: On "RS" units, the greenlaw arm or upright full crossbar set is not included.



## Extra-Large Mobile Demo Center



Self-contained demo center is constructed of quality solid hardwood, and oak veneers with a chemical resistant, earth-friendly UV finish. Features one file drawer with full extension glides, 3 smaller drawers (all dove-tailed) and two cupboard spaces with locks and wire pulls. The drawers run on epoxy-coated steel glides with nylon rollers. This demonstration center rolls easily on 4" locking swivel casters. Included are 15" x 13"x 5" stainless steel sink, hand water pump, two 2-1/2 gallon water bottles and connecting hose, two rod sockets, two each 3/4" diameter x 36"L upright anodized aluminum rods, and 1 each 1/2" diameter anodized aluminum crossbar with connecting clamps. Included to help organize storage is a handy removable storage tote tray and a pegboard with hooks. Comes with an oak framed combination mirror/marker board. Electrical service is supplied by means of a 25' extension cord which can be connected to a GFI protected AC duplex receptacle installed in the side of the cabinet. The top is black 1-1/4" ChemGuard laminate and also be ordered with a flat top. Mobile capacity: 500 lbs. Shipping weight 310 lbs. Overall dimensions: 54"W x 30"D x 36"H.

ITEM #	PRODUCT	TOP
4342K*	Mobile Demo Unit w/Sink & Fixtures	1-1/4" ChemGuard
4342KF	Mobile Demo Unit w/Flat Top	1-1/4" ChemGuard
4342KF-RS	Mobile Demo Unit w/Flat Top & Rod Sockets	1-1/4" ChemGuard
100245GRARM*	Greenlaw Arm	N/A
100604*	Upright Set w/Full Crossbar	N/A

Note: On "RS" units, the greenlaw arm or upright full crossbar set is not included.

## Mobile Desk With Storage



This mobile unit is equipped with two storage compartments. The three drawers (one file, two box) have dovetail joints and run smoothly on epoxy coated steel glides. Includes a pull-out writing board, locks for drawers and doors, two 2-1/2 gallon water bottles with connecting hoses, two 3/4 diameter upright rods, one 1/2" diameter crossbar, two connecting clamps and two rod sockets installed in the table top. In addition it has a 15" x 13" x 5" stainless steel sink with a hand pump, a 1-1/4" ChemGuard laminate top and a 21" x 28" pegboard and assorted hooks for storage. The mobile demo unit can be powered by a duplex outlet, an inlet and a 25' extension cord. It rolls easily on 4" locking, swivel casters and is finished with a non-emitting UV finish. Weight: 250 lbs. Dimensions are 48"W x 28"D x 36"H.

ITEM #	PRODUCT
4332K*	Mobile Desk w/Storage
4332KF	Mobile Desk w/Storage and Flat Top
4332KF-RS	Mobile Desk w/Storage Flat Top, Rod Sockets
100245GRARM*	Greenlaw Arm
100604*	Upright Set w/Full Crossbar
4000K*	Optional Mirror
4001K*	Optional Mirror/Marker Board

Note: On "RS" units, the greenlaw arm or upright full crossbar set is not included.



## Economy Mobile Lab Table



Constructed from select oak and oak veneers with a chemical resistant, earth-friendly UV finish. It features unbreakable aluminum sliding door glides and lock. The 1-1/4" plastic laminate top is bound with a Plastic-T Molding. It is equipped with a stainless steel sink, hand pump, 25' grounded extension cord, two 2-1/2 gallon water bottles, connection hoses, two 3/4" diameter upright rods, one 1/2" diameter crossbar with clamps, two fully adjustable shelves, and a GFI protected AC duplex electrical outlet. It rolls easily on heavy-duty 4" locking swivel casters and has a mobile capacity of 500 lbs. Unit is also available with a flat top. Sink measures 15"W x 13"L x 5"D. Weight: 185 lbs. Dimensions: 48"W x 24"D x 36"H.

ITEM #	PRODUCT
4111K*	Economy Lab Table w/Sink & Rod Sockets
4111KF	Economy Lab Table w/Flat Top
4111KF-RS	Economy Lab Table w/Flat Top & Rod Sockets
100245GRARM*	Greenlaw Arm
100604*	Upright Set w/Full Crossbar
4000K*	Optional Mirror
4001K*	Optional Mirror/Marker Board

Note: On "RS" units, the greenlaw arm or upright full crossbar set is not included.



(Shown With Optional Mirror)



## Mirror



Our shatter resistant acrylic mirror is enclosed in a solid oak frame with a natural transparent finish. Easily mounts on 1/2" diameter crossbar of any of our mobile labs which include uprights and crossbar. It can be tilted to any angle—held secure with nylon screws in the mounting brackets. Weight: 10 lbs.


ITEM #	PRODUCT	SIZE
4000K*	Mirror	27-3/4"W x 20-3/4"H

## Mirror/Marker Board



This solid oak frame unit allows for the unobstructed use of the shatter resistant acrylic mirror and marker board. Unit can be tilted to any angle or completely reversed. The unit is held secure to the 1/2" diameter crossbar (not included, see page 53) by tightening the screws to the frame. Weight: 12 lbs.

ITEM #	PRODUCT	SIZE
4001K*	Mirror/Marker Board	27-3/4"W x 20-3/4"H



\* All Fastrak Products Shipped in Five Business Days (Quantity Restrictions: 30 Per Table; 6 Per Cabinet)



## Augmented Reality Sandbox



This amazing sandbox uses 3D visualization applications and a hands-on exhibit combining a real sandbox, virtual topography and water created using a closed loop of a Microsoft Kinect 3D camera, powerful simulation and a Linux computer and data projector. The resulting (AR) sandbox allows users to create topography models by shaping real sand, which is then augmented in real time by an elevation color map, topographic contour lines, and simulated water and lava. The system teaches geographic, geologic, and hydro-logic concepts such as how to read a topography map, the meaning of contour lines, watersheds, catchment areas, levees, and much more. It can be used to teach history and explain complex geopolitical concepts as well as use for special needs children. The software was designed by a team of scientists at UC-Davis.\* The unit comes complete with the sandbox, camera, projector, wire management, and Linux computer with instructions to load the visualization software. The sandbox is made of solid oak and oak plywood and moves on heavy-duty locking casters. A wire management system keeps the cords from interfering with box. There is a handy shelf to hold the laptop while in use, which folds away with a collapsible hinge. Detailed instructions for downloading and calibrating the software and running the program are included. Note: Sand not included (we recommend 250 lbs. of Sandastik® sparkling white play sand).

\* The Augmented Reality Sandbox was developed by the UC Davis W.M. Keck Center for Active Visualization in the Earth Sciences (KeckCAVES, <http://www.keckcaves.org>), supported by the National Science Foundation under Grant No. DRL 1114663. For more information, please visit <http://arsandbox.org>.

ITEM #	PRODUCT	ASSEMBLED SIZE
ARS-4030	Augmented Reality Sandbox	42"W x 32-46"D x 85"H

## 3D Printer



Our Multi-Purpose Mobile Cart is essential to today's makerspaces. Plus, it's sturdy and mobile, while providing flexibility for today's spaces. Built of solid maples and maple veneers, the cart rolls easily on 4" locking casters, has a fully dovetailed drawer (17"W x 14"D) for storage and a flip-up shelf (12"W x 24"D) for additional workspace. A removable aluminum upright set is included and can hold a variety of materials that is accessible at a convenient height above the cart.



ITEM #	PRODUCT	SIZE
3DP-3624M	3D Printer	36"W x 26"D x 36"H

\* All Fastrak Products Shipped in Five Business Days (Quantity Restrictions: 30 Per Table; 6 Per Cabinet)





## Hydroponics Growing Center

Self contained ebb and flow hydroponics growing system. The perfect way to learn how plants can grow without soil and helps teach the basic concepts for the plants needs, nutrition, food production, recycling, agricultural technology and soil-less growing environments. This mobile hydroponics center includes grow lights and water pump. The adjustable timers enable you to grow your plants with the perfect amount of water and sunlight. The construction allows easy access for students and teachers alike. The Hydroponics Center is made of solid maple and maple veneers. The containment plant tray is 8"H x 27-1/2"D x 42"W. There is a 25 gallon nutrient reservoir with lid, a locked cabinet for timers and air pump, and a 150 watt grow light. The growing system is completed with a submersible pump, an air pump, an air stone, two timers, hoses and ten 6" net pots. The unit moves easily on 4" locking, leveling casters.

ITEM #	PRODUCT	SIZE
HGC-52	Hydroponics Growing Center	52"W x 28"D x 78"H



## Plant Growing Stand



A compact, versatile plant stand. This stand has four adjustable and two fixed mesh shelves with five sets of grow lights. Start your seedlings indoor and watch them grow. The stand is made of plastic coated iron making it tough, reliable and durable. The simple design allows the shelves to be adjusted in 1" increments. The smooth wheels add to the mobility of the stand. Five T5 grow lights provide superior performance and reliability. Each light has two specialty horticultural 4" high-output T5HO bulbs housed within a polished aluminum reflector. The hanging hardware allows the height of the lights to be adjusted. 20 plastic trays (four per shelf) provide the perfect space to place your plants. The complete unit has a 300 lb. weight limit.

ITEM #	PRODUCT	SIZE
MGC-4818	Plant Growing Stand	48"W x 18"D x 82"H

\* All Fastrak Products Shipped in Five Business Days (Quantity Restrictions: 30 Per Table; 6 Per Cabinet)



## Clay Wedging Table



This wedging table was developed with teacher input. It has a solid maple apron and legs. But the real feature is the top. The top is a 1-1/4" ChemGuard covered with a canvas. (Do not put canvas in dryer after washing, needs to be air-dried.) The wedging table's canvas top is held on with Velcro making it easy to remove, clean and reattach. The top also has a clay cutter wire mounted to the top and angled across the depth of the top. The wire is secured with a twist-lock fastener, so if the wire stretches, you can easily tighten it again.

ITEM #	SIZE
WT7142M30N	60"W x 30"D x 30"H



## Budget Compartment Sink



18 gauge T-430 stainless steel budget sinks have 1-1/2" rounded front and side edges. The 1-5/8" galvanized legs have adjustable high impact corrosion resistant feet. The sinks have 3-1/2" drains and accommodate 8" over counter splash mount faucets. Uses fixture #250784. (Faucet is not included, see page 63).

PART #	# OF SINKS	BOWL SIZE	UNIT SIZE
250480	1	18" x 14" x 18"	21"W x 21-1/2"D
250481	2	18" x 12" x 18"	39"W x 21-1/2"D
250483	3	18" x 12" x 18"	57"W x 21-1/2"D



## Mobile Clay Cart



Sturdily constructed of maple plywood, this clay cart will provide years of service. The inside has a removable liner; top is fitted with piano hinge, and recessed pull. The top can remain open while class is in session. Made to roll easily on casters. The unit can be used individually or in conjunction with any ceramic bench. Finished naturally with an earth-friendly UV finish. Weight: 50 lbs.

ITEM #	SIZE
C-38	18-1/4"W x 14-1/8"D x 28-1/2"H



CWC-72P shown with included C-38 Clay Cart

## Ceramic Work Center




This work center can be used against a wall or as an island. The unit includes two base cabinets made of plywood and solid hardwoods finished in an earth-friendly UV finish. One locking base cabinet provides a place for storing larger items and includes one adjustable shelf. The other cabinet has three dovetailed drawers which lock. Also included with this model is our mobile clay cart (see C-38), which fits nicely between the two cabinets. The center is completed with a 1-1/4" almond plastic laminate top.

ITEM #	SIZE
CWC-72P	72"W x 30"D x 34-1/4"H

## Sculpture Ware Cart



This versatile drying and damp cabinet lets you eliminate the plastic bag mess associated with ceramics and pottery drying. You can control how fast your ceramics dry by how much you open the heavy vinyl, zippered cover. This peninsula style cart is constructed of maple veneers and finished with a moisture resistant finish. Each side of the cart has three epoxy coated, grid-style shelves, which can be adjusted to your needs and an epoxy coated drip pan on the bottom shelf. Shelf depth on each side is 14". Heavy-duty 4" swivel casters with brakes make the sculpture cart easy to move even when fully loaded.



ITEM #	SIZE
5100M	48-1/2"W x 30-1/2"D x 60-1/2"H



## Damp Cabinet



Keeps your "works in progress" in moist workable condition. This cabinet is air-sealed by foam rubber gasket doors. Doors and all exterior walls are double-walled with an internal layer of anodized sheet aluminum. Heavy-duty bolt-on shelves have aluminum surface and are supplied with water retaining bats. Dark brown with antique yellow gold doors. Weight: 275 lbs.

ITEM #	PRODUCT	SIZE
9100	Damp Cabinet	36"W x 18"D x 84"H

## Drying Cabinet



Our drying cabinets are designed for drying and storing green ware and clay pieces. They're constructed of 13-gauge angles steel pieces welded to 3/4, 16-gauge expanded steel mesh. Top and bottom panels are 16-gauge steel. This design provides full air circulation. The four shelves are constructed with 1/8" perforated hardboard, and is supported by fixed welded brackets. Dark brown with antique gold doors. Weight: 200 lbs.

ITEM #	PRODUCT	SIZE
9200	Drying Cabinet	36"W x 18"D x 84"H



\* All Fastrak Products Shipped in Five Business Days (Quantity Restrictions: 30 Per Table; 6 Per Cabinet)





## Canvas Door Display Cabinet



Storage and display space combined! This unique storage cabinet gives you lots of storage space without losing any display area. The locking maple cabinet has a fixed bottom and middle shelf and four adjustable shelves. All the shelves are 1" thick and can hold up to 40 lbs. per square foot. The doors of the unit are framed and covered with a black canvas mesh. The entire door area can be used to hang artwork or posters.

ITEM #	SIZE
359-4822M	48"W x 22"D x 84"H

Cabinet should be secured to the wall for safety. Mounting hardware is not included.

## Painting Hood & Cabinet System



Fabricated of 18-gauge steel with a corrosion resistant, powder coat baked epoxy finish. The upper booth enclosure includes a standard vapor-proof light as well as two filters set in an easy-to-change flange bracket system. The globed interior light is mounted and wired to a common junction box. The light fixture is shipped with standard bulbs. The blower motor operates at an RPM designed to provide 100 LFM and approximately 3/4" of static pressure. The blower will be mounted on top and wired to the common junction box. The transition piece from the booth to blower is provided and connected. Both the light and the blower come wired to switches in the front post area of the booth. The booth must be connected to duct work (not provided.) The paint booth comes with a maple double door base cabinet with locking doors and an adjustable shelf.

ITEM #	SIZE
8200M	36"W x 24"D x 97-3/4"H

Cabinet should be secured to the wall for safety. Mounting hardware is not included.



## Taboret



Ten drawers to store all those art materials you use and also provides an auxiliary work surface. This unit is constructed of maple veneers and solid maple with an earth-friendly UV finish. The dovetailed drawers (22-1/2"W x 28"D x 3"H) lock providing secure storage for each user. The unit is topped off with an 3/4" almond colored plastic laminate top. An optional locking caster set can be ordered to make this taboret mobile. Size: 24"W x 32"D x 40"H (optional casters add 4" to the height).

ITEM #	PRODUCT
T-1000	Taboret
LCS	Locking Casters (Set of 4)





### Wood Lumber Rack



Designed for the efficient storage of lumber. Unit constructed of solid ash framing and interlocked uprights. Unit includes 28 each 1-1/4" diameter 20" long iron pipes, which are located for correct lumber support. Assembly required.

ITEM #	SIZE
LR-13W	151-1/2"W x 32"D x 6'H

Mounting hardware is not included; must be mounted to the wall.



### Lumber/Plywood Storage Rack



Create your own custom rack to store lumber and plywood. With a minimum of two solid maple uprights you begin building the perfect storage solution for your needs. Each upright is 84"H and has five 20" long, 1-1/4" diameter iron pipe arms. As you add uprights, you add storage. Each upright is designed for mounting directly to the wall, but with the optional steel wall spacer brackets (anchored at top and bottom), the rack places the upright 16" from the wall, offering alternate plywood storage.

ITEM #	PRODUCT
LR-1WM	1 Upright w/5 Pipe Arms
LR-9SB	16" Wall Spacer Bracket

Mounting hardware is not included; must be mounted to the wall.

\* All Fastrak Products Shipped in Five Business Days (Quantity Restrictions: 30 Per Table; 6 Per Cabinet)



Metal Lumber Rack



Designed for efficient storage of lumber. Constructed of four individual steel upright frames, all welded construction, free standing. Unit provides one shelf 38"D and four shelves 20"D. Each shelf has a maximum capacity of 400 lbs. Primed: Gray

ITEM #	SIZE
LR-12M	12'W x 42"D x 8'H

Mounting hardware is not included; must be mounted to the wall.

Vertical Storage Rack



Triangular design for storage of lumber, pipe, rods, etc. Constructed of heavy gauge metal. Consists of three horizontal short shelves (12"W x 18"W and 24"W), four vertical Storage Sections (16"W x 6"D) with guardrail on bottom to hold stock in place. Primed: Gray

ITEM #	SIZE
VSR-277M	48"W x 30"D x 100"

Mounting hardware is not included; must be mounted to the wall.



\* All Fastrak Products Shipped in Five Business Days (Quantity Restrictions: 30 Per Table; 6 Per Cabinet)



### Art Horse

This art horse is not only beautiful, but sturdy. Designed for student comfort with a grooved 15" seat that accommodates up to 24" x 30" drawing boards. Constructed of solid maple and finished with an earth-friendly UV finish. Weight: 25 lbs.



### Art Bench



This sturdy bench can be used in art rooms, libraries and wherever you want a solid place for people to sit. Available in two heights, 17" and 26"H, the unit is made of 3/4" solid maple. A built in shelf provides a handy place to store books and papers. Finished with an earth-friendly UV finish. 17"W x 12"D.

ITEM #	SIZE
AH	29"W x 12"D (seat) x 33"H

ITEM #	WEIGHT CAPACITY	SIZE
AB*	300 lbs.	17"W x 12"D x 17"H
ABH	200 lbs.	17"W x 12"D x 26"H



### Wooden Seat Metal Stools



These fully welded stools are sure to compliment any lab or classroom. The powder coat frame is made of 16-gauge steel with a 1/2" solid steel foot ring welded to the frame. This 5-legged stool offers additional stability that helps to prevent tipping. Choose from an 18" or 24" fixed height or an adjustable height of 18" to 28" with a 14" diameter hardwood seat. Color: Black

ITEM #	SIZE	PRODUCT
STL9186-AH	18"	Fixed Height Stool
STL9186-AL	24"	Fixed Height Stool
STL9186-AR	18-28"	Adjustable Height Stool



### Metal Stools



These heavy-duty stools will work in any application from art to industry. Units are welded and have a 14" seat, which includes a recessed, tempered Masonite panel overlay. Stools can be ordered with or without a back. Color: Grey

HEIGHT	W/O BACK	W/BACK
18"	S-18	S-18B
24"	S-24	S-24B
30"	S-30	S-30B

\* All Fastrak Products Shipped in Five Business Days (Quantity Restrictions: 30 Per Table; 6 Per Cabinet)



## MOVE Cabinets



Looking for casework that flexible? Consider our Move line of cabinets. Instead of being permanently set in a room, these cabinets can be reconfigured based on your needs. Each unit features one of three cabinet styles: door, drawer/door, or drawer cabinet. Each cabinet is hung from a black power-coated, 16-gauge steel support frame with nylon adjustable floor glides. The cabinets are constructed of solid hardwoods and veneers in either oak or maple and finished with a chemical resistant, earth friendly UV finish and includes black hinges and pulls. The back of the cabinet is designed to be against a wall and does not have a finished back or a toe kick. The cabinets are available with two top options: 1-1/4" ChemGuard or 3/4" Phenolic and come in three widths: 24", 36" or 48"W. Overall size: 24"D x 36"H.

ITEM #	CABINET STYLE	W x D	TOP	WOOD
MV18-2424K-C	Drawer/Door, Right Hinge	24"W x 24"D	1-1/4" ChemGuard	Oak
MV18-2424M-C	Drawer/Door, Right Hinge	24"W x 24"D	1-1/4" ChemGuard	Maple
MV19-2424K-C	Drawer/Door, Left Hinge	24"W x 24"D	1-1/4" ChemGuard	Oak
MV19-2424M-C	Drawer/Door, Left Hinge	24"W x 24"D	1-1/4" ChemGuard	Maple
MV95-2424K-C	Door, Right Hinge	24"W x 24"D	1-1/4" ChemGuard	Oak
MV95-2424M-C	Door, Right Hinge	24"W x 24"D	1-1/4" ChemGuard	Maple
MV96-2424K-C	Door, Left Hinge	24"W x 24"D	1-1/4" ChemGuard	Oak
MV96-2424M-C	Door, Left Hinge	24"W x 24"D	1-1/4" ChemGuard	Maple
MV22-2424K-C	4 Drawer	24"W x 24"D	1-1/4" ChemGuard	Oak
MV22-2424M-C	4 Drawer	24"W x 24"D	1-1/4" ChemGuard	Maple
MV03-3624K-C	Door	36"W x 24"D	1-1/4" ChemGuard	Oak
MV03-3624M-C	Door	36"W x 24"D	1-1/4" ChemGuard	Maple
MV03-4824K-C	Door	48"W x 24"D	1-1/4" ChemGuard	Oak
MV03-4824M-C	Door	48"W x 24"D	1-1/4" ChemGuard	Maple
MV06-3624K-C	Drawer over Door	36"W x 24"D	1-1/4" ChemGuard	Oak
MV06-3624M-C	Drawer over Door	36"W x 24"D	1-1/4" ChemGuard	Maple
MV06-4824K-C	Drawer over Door	48"W x 24"D	1-1/4" ChemGuard	Oak
MV06-4824M-C	Drawer over Door	48"W x 24"D	1-1/4" ChemGuard	Maple
MV21-3624K-C	4 Drawer	36"W x 24"D	1-1/4" ChemGuard	Oak
MV21-3624M-C	4 Drawer	36"W x 24"D	1-1/4" ChemGuard	Maple
MV21-4824K-C	4 Drawer	48"W x 24"D	1-1/4" ChemGuard	Oak
MV21-4824M-C	4 Drawer	48"W x 24"D	1-1/4" ChemGuard	Maple
MV18-2424K-P	Drawer/Door, Right Hinge	24"W x 24"D	3/4" Phenolic	Oak
MV18-2424M-P	Drawer/Door, Right Hinge	24"W x 24"D	3/4" Phenolic	Maple
MV19-2424K-P	Drawer/Door, Left Hinge	24"W x 24"D	3/4" Phenolic	Oak
MV19-2424M-P	Drawer/Door, Left Hinge	24"W x 24"D	3/4" Phenolic	Maple
MV95-2424K-P	Door, Right Hinge	24"W x 24"D	3/4" Phenolic	Oak
MV95-2424M-P	Door, Right Hinge	24"W x 24"D	3/4" Phenolic	Maple
MV96-2424K-P	Door, Left Hinge	24"W x 24"D	3/4" Phenolic	Oak
MV96-2424M-P	Door, Left Hinge	24"W x 24"D	3/4" Phenolic	Maple
MV22-2424K-P	4 Drawer	24"W x 24"D	3/4" Phenolic	Oak
MV22-2424M-P	4 Drawer	24"W x 24"D	3/4" Phenolic	Maple
MV03-3624K-P	Door	36"W x 24"D	3/4" Phenolic	Oak
MV03-3624M-P	Door	36"W x 24"D	3/4" Phenolic	Maple
MV03-4824K-P	Door	48"W x 24"D	3/4" Phenolic	Oak
MV03-4824M-P	Door	48"W x 24"D	3/4" Phenolic	Maple
MV06-3624K-P	Drawer/Door	36"W x 24"D	3/4" Phenolic	Oak
MV06-3624M-P	Drawer/Door	36"W x 24"D	3/4" Phenolic	Maple
MV06-4824K-P	Drawer/Door	48"W x 24"D	3/4" Phenolic	Oak
MV06-4824M-P	Drawer/Door	48"W x 24"D	3/4" Phenolic	Maple
MV21-3624K-P	4 Drawer	36"W x 24"D	3/4" Phenolic	Oak
MV21-3624M-P	4 Drawer	36"W x 24"D	3/4" Phenolic	Maple
MV21-4824K-P	4 Drawer	48"W x 24"D	3/4" Phenolic	Oak
MV21-4824M-P	4 Drawer	48"W x 24"D	3/4" Phenolic	Maple

\* All Fastrak Products Shipped in Five Business Days (Quantity Restrictions: 30 Per Table; 6 Per Cabinet)



## Oak Casework



(Shown with optional top and base molding)

## Maple Casework



(Shown with optional top and base molding)



**Base Cabinets**—Choose from oak or maple solid hardwood and veneers. Base cabinets with choice of three styles: Door cabinet, door/drawer cabinet or drawer cabinet. Cabinets can be ganged together to create a wall of base cabinets. All cabinets measure 36"W x 22"D x 35"H. They are finished with a chemical resistant, earth-friendly UV finish.



**Wall Cabinets**—Choose from oak or maple solid hardwood and veneers. Choose from two models: Veneered solid doors or solid framed glass doors. Glass doors feature 3/16" thick safety glass. Cabinets have a lock and two adjustable shelves. They are finished with a chemical resistant, earth-friendly UV finish. Units come in varying widths and are 12"D x 30"H.


**Epoxy or Phenolic Tops**—Solid 1" Epoxy Resin or 3/4" Solid Phenolic Tops: These solid tops provide superior chemical resistance. Tops include 4" back splash. Color: Black. *Call for pricing on custom sizes.*

**Butcher Block Tops**—Call for pricing on custom sizes of solid maple tops. Tops are available in 1-3/4" and 2-1/4" thicknesses.

**Rubber Base Molding**—4"H black rubber base molding used to present a finished look to a base cabinet. Must be glued to the toe kick; sold by the foot. Metal corners are sold separately as a set of two with screws.

ITEM #	MATERIAL	PRODUCT	ITEM #	MATERIAL	PRODUCT
121-3622	Oak	Drawer Base Cabinet	D06-3612M	Maple	36"W Glass Double Doors (Wall)
121-3622M	Maple	Drawer Base Cabinet	D06-4212	Oak	42"W Glass Double Doors (Wall)
106-3622	Oak	Door/Drawer Base Cabinet	D06-4212M	Maple	42"W Glass Double Doors (Wall)
106-3622M	Maple	Door/Drawer Base Cabinet	D06-4812	Oak	48"W Glass Double Doors (Wall)
103-3622	Oak	Door Base Cabinet	D06-4812M	Maple	48"W Glass Double Doors (Wall)
103-3622M	Maple	Door Base Cabinet	207529F	1" Epoxy	38"W x 24"D Epoxy Resin Top
D03-3012	Oak	30"W Solid Double Doors (Wall)	207530F	1" Epoxy	74"W x 24"D Epoxy Resin Top
D03-3012M	Maple	30"W Solid Double Doors (Wall)	214515F	3/4" Phenolic	38"W x 24"D Solid Phenolic Top
D03-3612	Oak	36"W Solid Double Doors (Wall)	214516F	3/4" Phenolic	74"W x 24"D Solid Phenolic Top
D03-3612M	Maple	36"W Solid Double Doors (Wall)	247866	1-3/4" Maple	Maple Top (38"W x 24"D)
D03-4212	Oak	42"W Solid Double Doors (Wall)	229717	1-3/4" Maple	Maple Top (74"W x 24"D)
D03-4212M	Maple	42"W Solid Double Doors (Wall)	240297	2-1/4" Maple	Maple Top (38"W x 24"D)
D06-3012	Oak	30"W Glass Double Doors (Wall)	247867	2-1/4" Maple	Maple Top (74"W x 24"D)
D06-3012M	Maple	30"W Glass Double Doors (Wall)	100283	Rubber	Base Molding, Rubber (Page 26)
D06-3612	Oak	36"W Glass Double Doors (Wall)	206513	Metal	Metal Corners (Set of Two)

\* All Fastrak Products Shipped in Five Business Days (Quantity Restrictions: 30 Per Table; 6 Per Cabinet)



1	<b>Cabinets</b> CONSTRUCTED OF SOLID OAK, AND HARDWOOD VENEERS USING DOWEL CONSTRUCTION
2	<b>Drawer Glided</b> EPOXY COATED AND HAVE 70 LBS. OR MORE CAPACITY
3	<b>Casters</b> UNITS WITH CASTERS HAS FOUR 4" HEAVY DUTY SWIVEL CASTERS WITH BRAKES
4	<b>Drawers</b> FEATURE FULL DOVETAIL CONSTRUCTION. DRAWER FRONTS ARE OAK VENEERS WITH SOLID OAK EDGE BANDING
5	<b>Doors</b> CONSTRUCTED OF OAK PLYWOOD WITH SOLID OAK EDGE BANDING
6	<b>Hinges and Locks</b> FIVE KNUCKLE INSTITUTIONAL HINGES AND DOORS AND DRAWERS HAVE LOCKS

## Choose Your Top/Surface



FOR GRADE SCHOOLS OR LECTURE AREAS

### 1-1/4" ARP HIGH PRESSURE PLASTIC LAMINATE

Widely used for student science tables. It offers an excellent work surface that wears exceptionally well under normal use. It is superior resistance to scratching, with limited resistance to high temperatures and severe chemicals. Top construction consists of permanently bonding a .050 thick sheet of ARP High Pressure Laminate to a 45 lb. density industrial grade particle board core, bottom is covered with a .040" thick brown phenolic backer sheet to properly balance the resulting panel, maximizing it's resistance to warping. Technical data: exceeds 1800 wear cycles and 66 inches impact resistance. Edges of top are finished with vandal resistant T-molding. Corners have 1-3/4" radius. Color: Black



FOR MIDDLE SCHOOLS OR FOR USE WITH Milder Chemicals

### 1-1/4" CHEMGUARD™

Incorporates the decorative features of high pressure laminate into a durable, chemical resistant surfacing material. Tests prove ChemGuard™ has outstanding chemical resistance, plus significantly better NEMA wear value than competitive laminates. A 3mm PVC molding is applied with heat sensitive adhesive to create an attractive waterproof and durable edge. Color: Black



FOR HIGH SCHOOL AND ABOVE WITH LOW TEMPERATURE USE

### 3/4" PHENOLIC RESIN

Composite thermo-fused under heat and pressure to form a solid black chemical resistant composite throughout the entire thickness of the top. It is designed for use as counter tops, pegboards and reagent racks. Phenolic Resin will not stain or etch when exposed to most chemicals or solvents. Phenolic Resin exhibits no effect with subjected to these common laboratory chemicals: Nitric Acid 30%, Acetic Acid 98%, Hydrofluoric Acid 48%, Sulfuric Acid 33%, Methyl Ethyl Ketone, Phosphoric Acid 85% and others. Do not use with high temperatures. Exposed edges and corners are finished with a 1/8" bevel. Color: Black



FOR HIGH SCHOOL AND ABOVE WITH GAS AND OTHER HEAT PRODUCING PROCESSES

### 1" SOLID EPOXY RESIN

Impervious to normal laboratory chemicals and heat. Its monolithic composition eliminates the possibility of swelling, lamination issues, and exposure of the substrate. It's soft, low glare surface is simple to clean. Solid Epoxy Resin exhibits no effect when subjected to these common laboratory chemicals: Nitric Acid 70%, Acetic Acid (glacial), Hydrochloric Acid 20%, Sulfuric Acid 60%, Methyl Alcohol, Toluene, Benzene, and others. Solid Epoxy Resin is solid, homogeneous, molded from modified epoxy resins, completely oven cured during processing. It is extremely durable and completely impervious to moisture. Do not use with dry ice. Exposed edges and corners are finished with a 1/8" bevel. Color: Black



### 1-3/4" AND 2-1/4" HARD MAPLE

Constructed from select northern maple, maximum length laminated strips, and finished with sealer and multiple coats of lacquer. Used in four-station workbenches, wall benches, and heavy-duty workbenches. Maple tops are a natural wood product that swells and contracts with humidity and dryness. These tops need to be in climate controlled rooms and should not have heat blowing directly on them. They also should not be covered with plastic as they need to breathe. These tops can split in dry conditions and "heal" themselves when the climate is controlled. The large tops (64" x 54") have rods in the top and can split because of their size. In the circumstances where the large tops split, the first course of action should be to tighten the nuts on the rods. In most cases that fixes the top.



### 2" STEEL CAPPED

Heavy-gauge steel top, folded all four sides, corners welded and ground smooth over a solid core. Used in metalworking, heavy-duty, and machine shop benches.

### GALVANIZED STEEL

(Not Shown) 18 gauge galvanized steel is wrapped over a plywood backing. The edges are folded down, but are NOT welded. Galvanized steel is ideal for wet work areas.



### SHOPTOP® COMPOSITE

Layered medium-density fiberboard (MDF) between two layers of 1/2" industrial grade particle board. This surface offers superior screw and rivet holding characteristics. The ShopTop® is sealed and finished with a chemical resistant, earth-friendly UV finish. The 1-1/2" thick ShopTop® is a very stable top and does not warp. The non-conductive, splinter-proof benchtop is perfect for any and all industrial arts classes.



300 S Krueger Street - Suring, WI 54174

877.348.9663 / 920.842.2136

Fax: 920.842.2499

E-Mail: [Info@DiversifiedWoodcrafts.com](mailto:Info@DiversifiedWoodcrafts.com)

Web: [DiversifiedWoodcrafts.com](http://DiversifiedWoodcrafts.com)

[www.facebook.com/divwoodcrafts](http://www.facebook.com/divwoodcrafts)

[www.youtube.com/divwood](http://www.youtube.com/divwood)