



# MOP AND BROOM HOLDER INSTALLATION GUIDE

Thank you for purchasing the Alpine Industries Mop and Broom Holder, 4 holders and 5 hooks! This holder can secure handled-tools such as brooms, mops, etc. The silicone holder allows them to be easily stored and removed quickly.

## NOTE

- Recommended for indoor and outdoor use-Select an area of a wall that does not have electrical conduits or plumbing inside.
- Never attempt to use as hand hold for climbing as it will not support your weight.
- Do not install at eye level and in high-traffic areas to avoid potential collisions.
- Do not install behind a door as the hooks make become damaged or damage a door.
- Install the item out of childrens' reach.
- Supports weight up to 22 lbs (10 kg).

## SPECIFICATIONS

### Size:

4.2cm x 51cm x 6cm  
(1.7in x 20in x 2.4in)

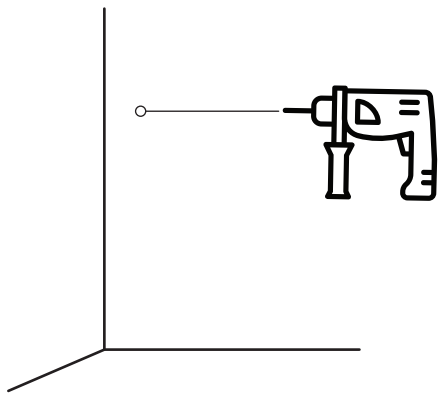
### Weight:

215G (0.47 lbs)

### Parts:

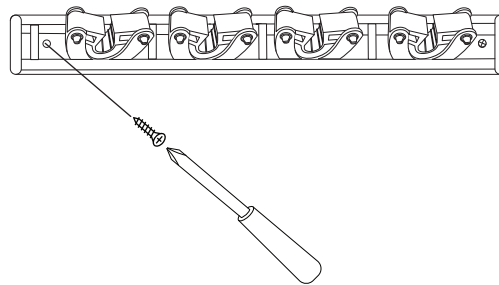
Two screws

## STEP 1



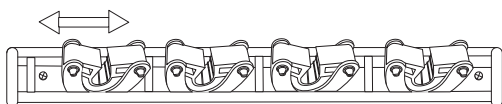
Select an area of the wall to drill a hole

## STEP 2



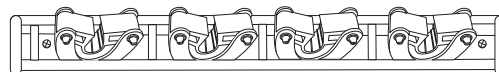
- Take the two screws included in the package
- Use a screwdriver and firmly tighten the screws into their correct sockets.

## STEP 3



Adjustable: the holders can easily be adjusted for space by sliding them.

## STEP 4



Installation Complete!