

ITEM# 498-1



MOP AND BROOM HOLDER

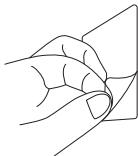
INSTALLATION GUIDE

STEP 1



Take Out From Color Box

STEP 2



Remove the Back sticker

Firmly press sticker against
clean wall for 30 seconds

Wait 1 hour before moving
to step three

STEP 3



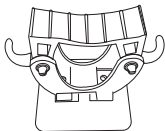
Insert The Holder Downward

STEP 4



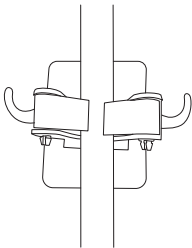
Installation finished

STEP 5



Pull the silicon out

STEP 6



Push broom in to hold

Thank you for purchasing the Alpine Industries Mop and Broom Holder, 1 holder and 2 hooks! This holder can secure handled-tools such as brooms, mops, etc. The silicone holder allows them to be easily stored and removed quickly.

NOTE

- Recommended for indoor and outdoor use - select an area of a wall that does not have electrical conduits or plumbing inside.
- Never attempt to use as hand hold for climbing as it will not support your weight.
- Do not install at eye level and in high-traffic areas to avoid potential collisions.
- Do not install behind a door as the hooks may become damaged or damage a door.
- Install the item out of childrens' reach.

SPECIFICATIONS

Size:

3cm x 11.7cm x 5.2cm
(1.2in x 4.6in x 2in)

Weight:

36G (0.8 lbs)

Parts:

Anchor, One holder with two hooks



Alpineindustries Inc
27 Selvage St., Irvington, NJ 07111
Alpineindustries.com
1 (800) 805 1790